

# The List ADT

# Objectives

- Define a list abstract data type
- Examine different classes of lists
- Examine various list implementations
- Compare list implementations

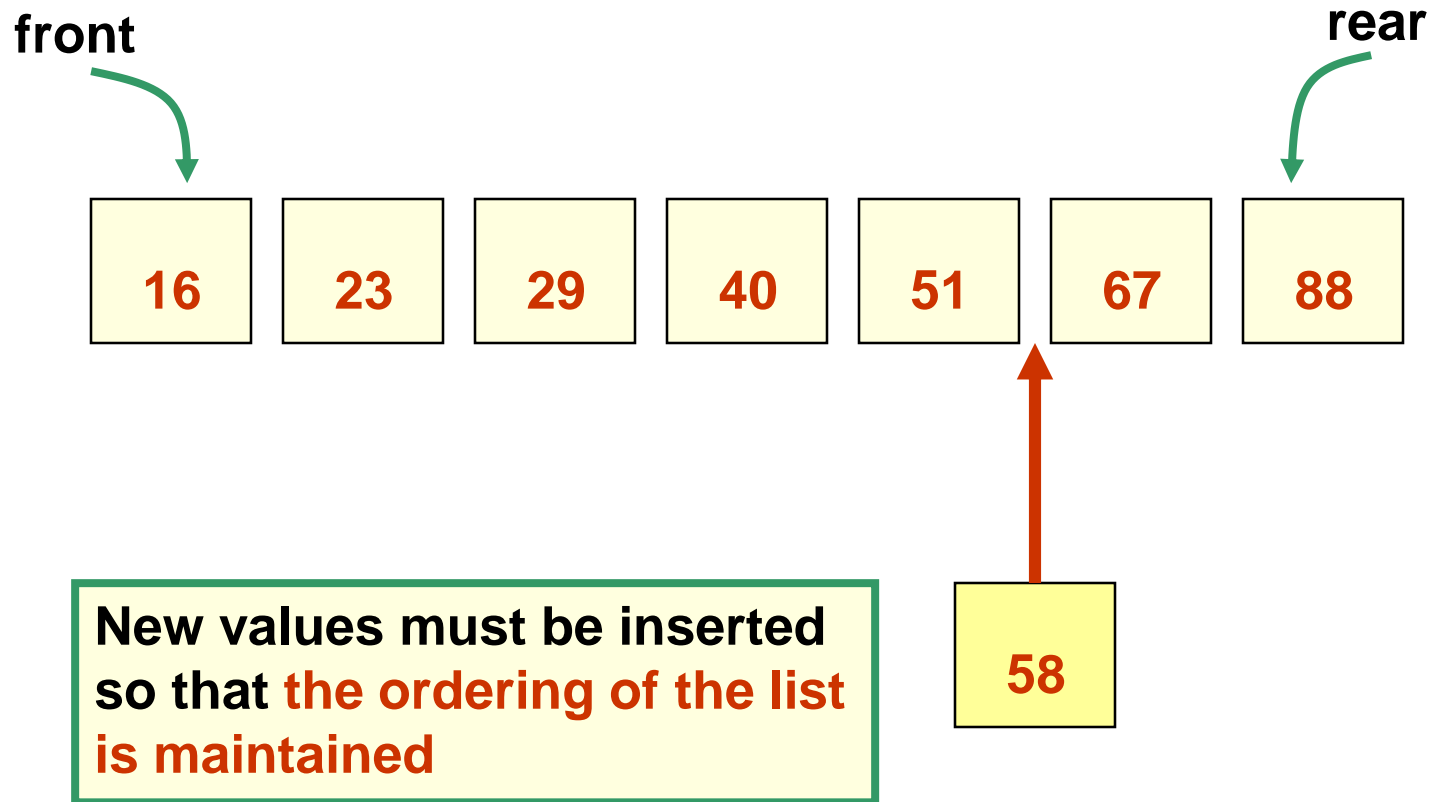
# Lists

- A *list* is a *linear* collection, like a stack and queue, but more flexible: adding and removing elements from a list does *not* have to happen at one end or the other
- We will examine three types of list collections:
  - *ordered* lists
  - *unordered* lists
  - *indexed* lists

# Ordered Lists

- ***Ordered list***: Its elements are ordered by some inherent characteristic of the elements
- ***Examples***:
  - Names in alphabetical order
  - Numeric scores in ascending order
- So, **the elements themselves determine where they are stored in the list**

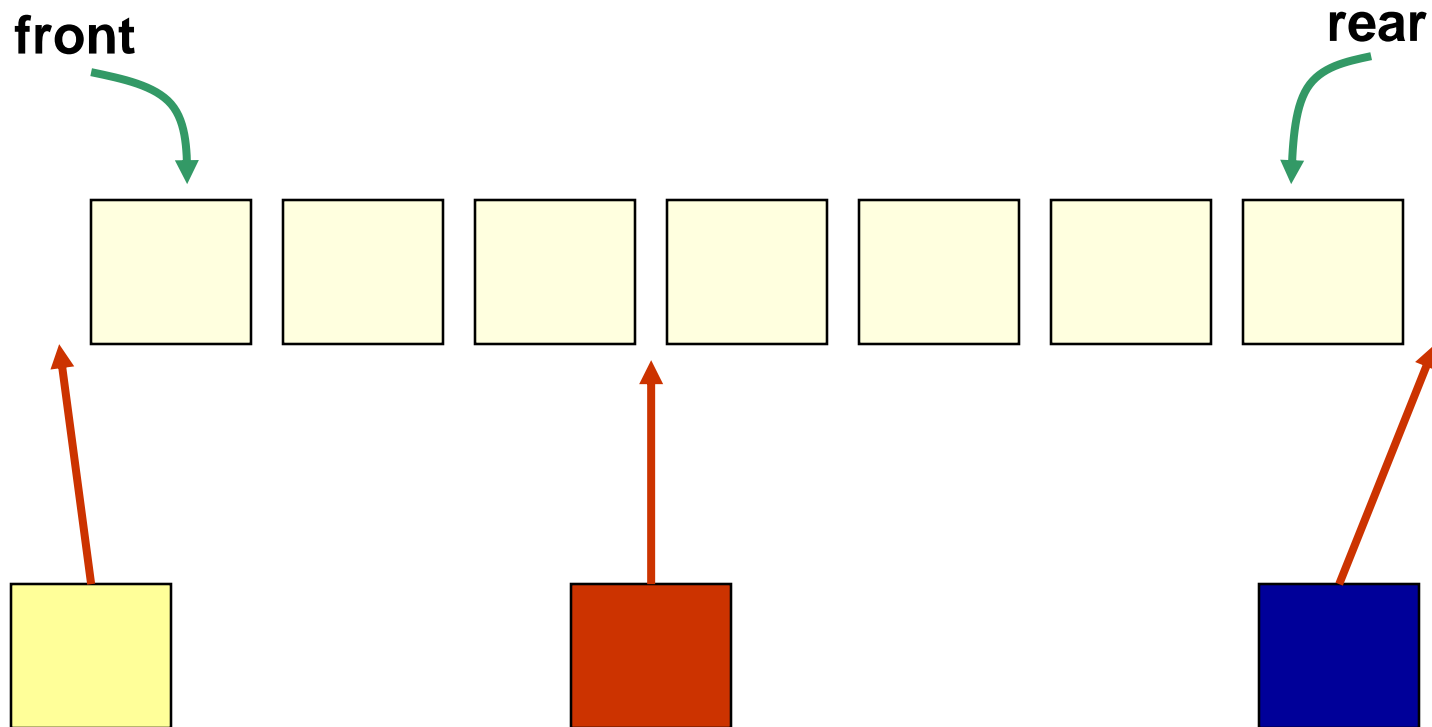
# Conceptual View of an Ordered List



# Unordered Lists

- ***Unordered list***: the order of the elements in the list is ***not*** based on a characteristic of the elements, but is determined by the ***programmer***
- A new element can be put
  - at the front of the list,
  - at the rear of the list,
  - or after a particular element already in the list

# Conceptual View of an Unordered List



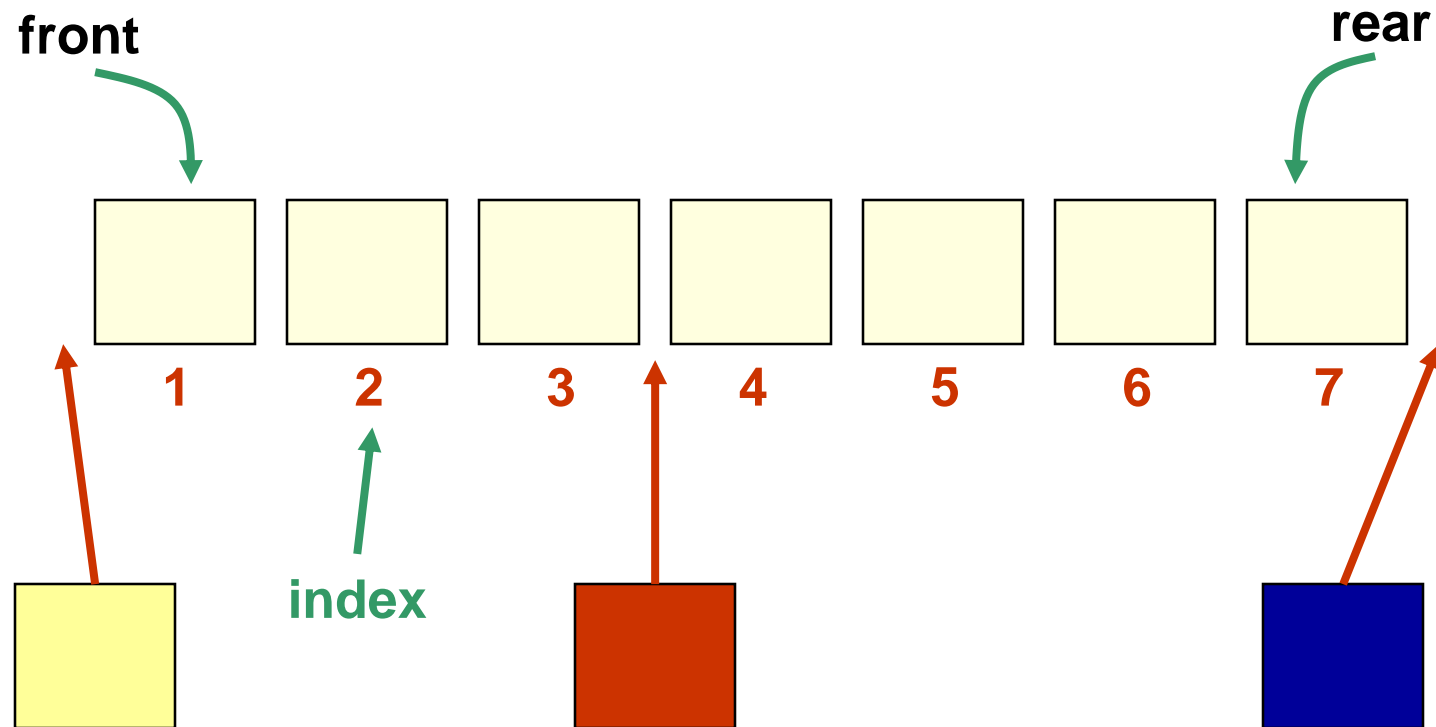
**New values can be inserted anywhere in the list**

# Indexed Lists

- ***Indexed list***: elements are referenced by their ***numeric position*** in the list, called its ***index***
- It is the **position** in the list that is important, and the programmer can determine the order in which the items go in the list
- Every time the list changes, the **position** (index) of an element may change



# Conceptual View of an Indexed List



**New values can be inserted at any position in the list**

# List Operations

- Operations common to *all* list types include:
  - *Adding/removing* elements
  - *Checking the status* of the list (**isEmpty**, **size**)
  - *Iterating through* the elements in the list
- The key differences between the list types involve the way elements are *added*

# Operations on the List ADT

<b>Operation</b>	<b>Description</b>
<b>removeFirst</b>	<b>Removes the first element from the list</b>
<b>removeLast</b>	<b>Removes the last element from the list</b>
<b>remove(element)</b>	<b>Removes a particular element from the list</b>
<b>first</b>	<b>Gets the element at the front of the list</b>
<b>last</b>	<b>Gets the element at the rear of the list</b>
<b>contains(element)</b>	<b>Determines if a particular element is in the list</b>
<b>isEmpty</b>	<b>Determines whether the list is empty</b>
<b>size</b>	<b>Determines the number of elements in the list</b>
<b>toString</b>	<b>Returns a string representation of the list</b>

# Operation Particular to an Ordered List

<b>Operation</b>	<b>Description</b>
<b>add</b>	<b>Adds an element to the list (in the correct place)</b>

# Operations Particular to an Unordered List

<b>Operation</b>	<b>Description</b>
<b>addToFront</b>	<b>Adds an element to the front of the list</b>
<b>addToRear</b>	<b>Adds an element to the rear of the list</b>
<b>addAfter</b>	<b>Adds an element after a particular element already in the list</b>

# Operations Particular to an Indexed List

<b>Operation</b>	<b>Description</b>
<b>add</b>	<b>Adds an element at a particular index in the list</b>
<b>set</b>	<b>Sets the element at a particular index in the list overwriting any element that was there</b>
<b>get</b>	<b>Returns a reference to the element at the specified index</b>
<b>indexOf</b>	<b>Returns the index of the specified element</b>
<b>remove</b>	<b>Removes and returns the element at a particular index</b>

# List Operations

- We use Java interfaces to formally define the lists ADTs
- Note that interfaces can be defined via ***inheritance*** (derived from other interfaces)
  - Define the common list operations in one interface
    - See ***ListADT.java***
  - Derive the three others from it
    - see ***OrderedListADT.java***
    - see ***UnorderedListADT.java***
    - see ***IndexedListADT.java***

# ListADT Interface

```
public interface ListADT<T> {
```

```
    // Removes and returns the first element from this list
```

```
    public T removeFirst ( );
```

```
    // Removes and returns the last element from this list
```

```
    public T removeLast ( );
```

```
    // Removes and returns the specified element from this list
```

```
    public T remove (T element);
```

```
    // Returns a reference to the first element on this list
```

```
    public T first ( );
```

```
    // Returns a reference to the last element on this list
```

```
    public T last ( );
```

```
    // cont'd..
```



```
// ..cont'd  
// Returns true if this list contains the specified target element  
public boolean contains (T target);  
// Returns true if this list contains no elements  
public boolean isEmpty( );  
// Returns the number of elements in this list  
public int size( );  
// Returns a string representation of this list  
public String toString( );  
}
```

# OrderedList ADT

```
public interface OrderedListADT<T> extends ListADT<T>
{
    // Adds the specified element to this list at the proper location
    public void add (T element);
}
```

# UnorderedListADT

```
public interface UnorderedListADT<T> extends ListADT<T>
{
    // Adds the specified element to the front of this list
    public void addToFront (T element);

    // Adds the specified element to the rear of this list
    public void addToRear (T element);

    // Adds the specified element after the specified target
    public void addAfter (T element, T target);
}
```

# IndexedListADT

```
public interface IndexedListADT<T> extends ListADT<T> {  
    // Inserts the specified element at the specified index  
    public void add (int index, T element);  
    // Sets the element at the specified index  
    public void set (int index, T element);  
    // Returns a reference to the element at the specified index  
    public T get (int index);  
    // Returns the index of the specified element  
    public int indexOf (T element);  
    // Removes and returns the element at the specified index  
    public T remove (int index);  
}
```

# Discussion

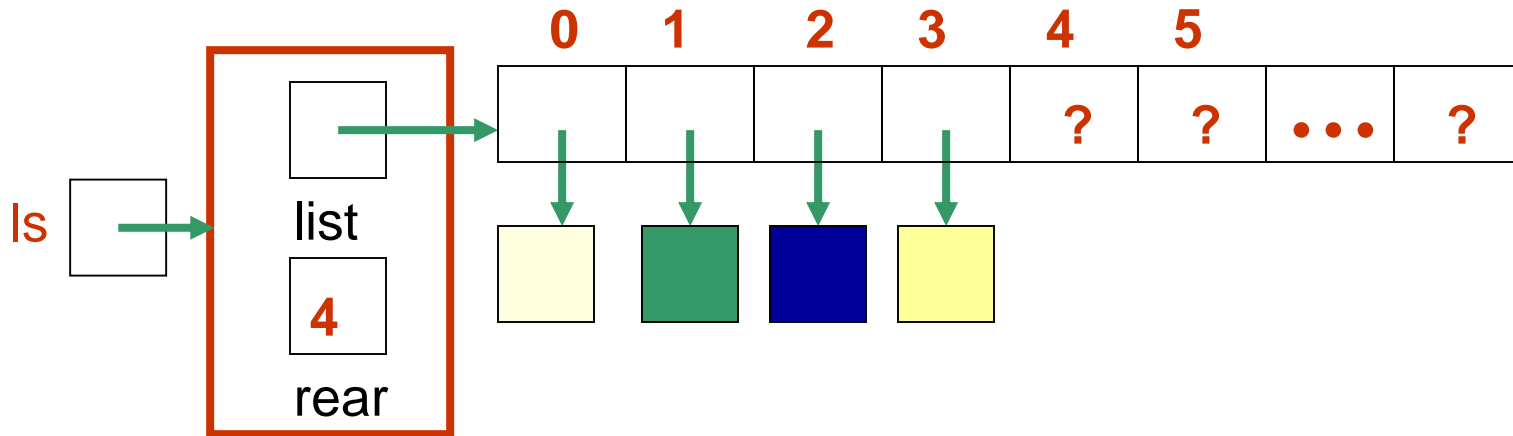
- Note that the **remove** method in the IndexedList ADT is overloaded
  - Why? Because there is a **remove** method in the parent ListADT
    - This is *not* overriding, because the parameters are different

# List Implementation using Arrays

- Container is an array
- Fix one end of the list at index 0 and shift *as needed* when an element is added or removed
- Is a shift needed when an element is added
  - at the front?
  - somewhere in the middle?
  - at the end?
- Is a shift needed when an element is removed
  - from the front?
  - from somewhere in the middle?
  - from the end?

# An Array Implementation of a List

An array-based list **ls** with **4** elements



```

//-----
// Removes and returns the specified element.
//-----
public T remove (T element) throws ElementNotFoundException
{
    T result;
    int index = find (element); // uses helper method find
    if (index == NOT_FOUND)
        throw new ElementNotFoundException("list");
    result = list[index];
    rear--;
    // shift the appropriate elements
    for (int scan=index; scan < rear; scan++)
        list[scan] = list[scan+1];
    list[rear] = null;
    return result;
}

```



```
//-----  
// Returns the array index of the specified element,  
// or the constant NOT_FOUND if it is not found.  
//-----
```

```
private int find (T target)  
{  
    int scan = 0, result = NOT_FOUND;  
    boolean found = false;  
    if (! isEmpty( ))  
        while (! found && scan < rear)  
            if (target.equals(list[scan])  
                found = true;  
            else  
                scan++;  
    if (found)  
        result = scan;  
    return result;  
}
```

```
//-----  
// Returns true if this list contains the specified element.  
//-----  
public boolean contains (T target)  
{  
    return (find(target) != NOT_FOUND);  
           //uses helper method find  
}
```

# The **Comparable** Interface

- For an ordered list, the *actual* class for the generic type **T** *must* have a way of comparing elements so that they can be ordered
  - So, it must implement the **Comparable** interface, *i.e.* it must define a method called **compareTo**
- But, the *compiler* does not know whether or not the class that we use to fill in the generic type **T** will have a **compareTo** method

# The Comparable Interface

- So, to make the compiler happy:
  - Declare a variable that is of type **Comparable<T>**
  - Convert the variable of type **T** to the variable of type **Comparable<T>**

```
Comparable<T> temp =  
    (Comparable<T>)element;
```

- Note that an object of a class that implements **Comparable** can be referenced by a variable of type **Comparable<T>**

```

//-----
// Adds the specified Comparable element to the list,
// keeping the elements in sorted order.
//-----
public void add (T element)
{
    if (size( ) == list.length)
        expandCapacity( );
    Comparable<T> temp = (Comparable<T>)element;
    int scan = 0;
    while (scan < rear && temp.compareTo(list[scan]) > 0)
        scan++;
    for (int scan2=rear; scan2 > scan; scan2--)
        list[scan2] = list[scan2-1]

    list[scan] = element;
    rear++;
}

```

# List Implementation Using Arrays, Method 2: *Circular Arrays*

- Recall circular array implementation of queues
- *Exercise*: implement list operations using a circular array implementation

# List Implementation Using Links

- We can implement a **list** collection with a **linked list** as the container
  - Implementation uses techniques similar to ones we've used for stacks and queues
- We will first examine the **remove** operation for a singly-linked list implementation
- Then we'll look at the **remove** operation for a doubly-linked list, for comparison

```
//-----  
// Removes the first instance of the specified element  
// from the list, if it is found in the list, and returns a  
// reference to it. Throws an ElementNotFoundException  
// if the specified element is not found on the list.  
//-----
```

```
public T remove (T targetElement) throws ElementNotFoundException  
{  
    if (isEmpty( ))  
        throw new ElementNotFoundException ("List");  
    boolean found = false;  
    LinearNode<T> previous = null  
    LinearNode<T> current = front;  
    // cont'd..
```



```
while (current != null && !found)
    if (targetElement.equals (current.getElement( )))
        found = true;
    else {
        previous = current;
        current = current.getNext( );
    }
if (!found) throw new ElementNotFoundException ("No data");

if (size( ) == 1)
    front = rear = null;
else
    if (current.equals (front))
        front = current.getNext( );
    else
        // cont'd
```

```
if (current.equals (rear)) {  
    rear = previous;  
    rear.setNext(null);  
}  
else  
    previous.setNext(current.getNext( ));
```

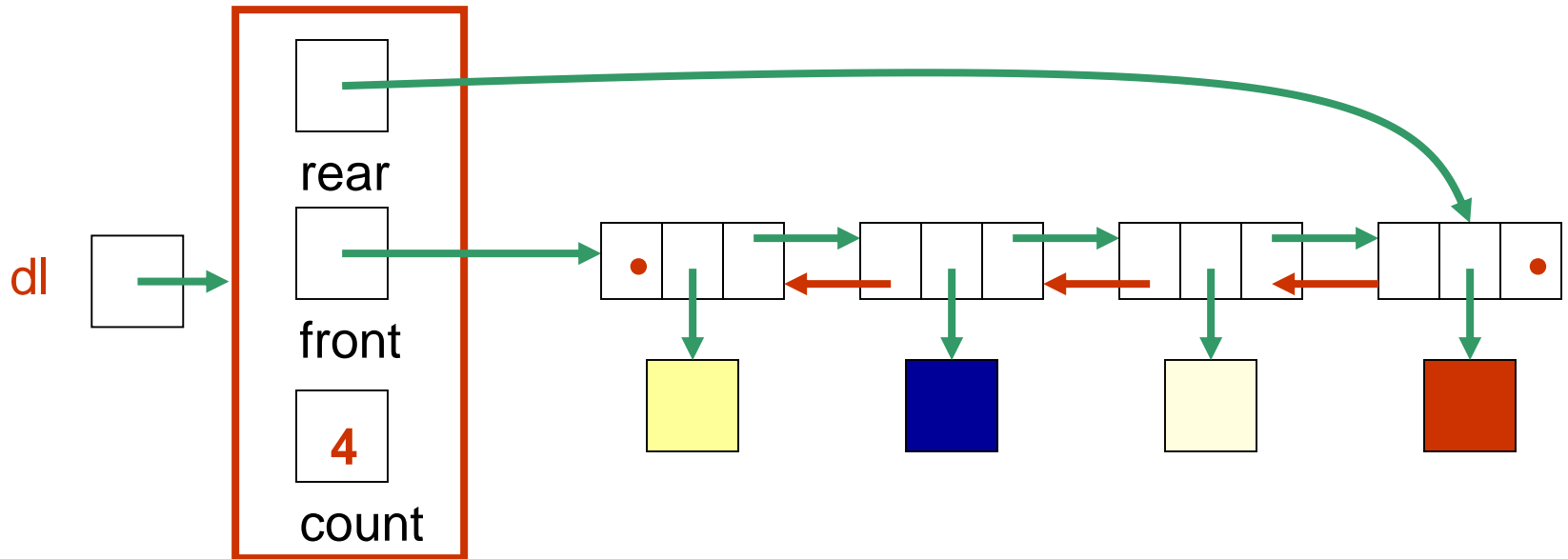
```
count--;  
return current.getElement( );  
}
```

# Doubly Linked Lists

- A **doubly linked list** has **two** references in each node:
  - One to the **next** element in the list
  - One to the **previous** element
- This makes moving back and forth in a list easier, and eliminates the need for a **previous** reference in particular algorithms
- **Disadvantage?** a bit more overhead when managing the list

# Implementation of a Doubly-Linked List

A doubly-linked list **dl** with 4 elements



- See *DoubleNode.java*
- We can then implement the **ListADT** using a doubly linked list as the container
- Following our usual convention, this would be called *DoublyLinkedList.java*

```
public DoubleNode<T> find (T element) {  
    DoubleNode<T> current = front;  
    while (current != null && !element.equals(current.getElement()))  
        current = current.getNext();  
    return current;  
}
```

```
public T remove (T element) throws ElementNotFoundException {
    DoubleNode<T> node = find (element);
    if (node == null) throw new ElementNotFoundException ("No element");
    if (node == front)
        front = node.getNext();
    else (node.getPrevious()).setNext(node.getNext());
    if (node == rear)
        rear = node.getPrevious();
    else (node.getNext()).setPrevious(node.getPrevious());
    count--;
    return node.getElement();
}
```

// Adds element to the list, keeping the list sorted.

```
public void add (T element) {  
    Comparable<T> temp = (Comparable<T>)element;  
    DoubleNode<T> newNode = new DoubleNode<T>(element);  
    If (front == null) {  
        front = newNode;  
        rear = newNode;  
    }  
    else {  
        DoubleNode<T> current = front;  
        while (current != null && temp.compareTo(current.getElement()) > 0)  
            current = current.getNext();  
        if (current == null) {  
            // Add newNode at the end of the list  
            rear.setNext(newNode);  
            newNode.setPrev(rear);  
            rear = newNode;  
        }  
    }  
}
```



```
else { // newNode is not added to the end
    newNode.setNext(current);
    newNode.setPrev(current.getPrev());
    current.setPrev(newNode);
    if (newNode.getPrev() != null)
        newNode.getPrev().setNext(newNode);
    else front = newNode;
}
++count;
}
```