

Issues with Multithreaded Parallelism on Multicore Architectures

Marc Moreno Maza

University of Western Ontario, London, Ontario (Canada)

CS3101

Plan

Example 1: a small loop with grain size = 1

Code:

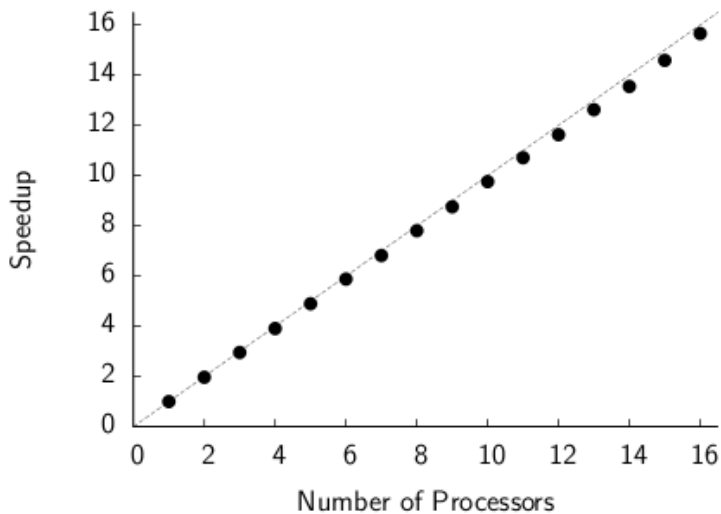
```
const int N = 100 * 1000 * 1000;

void cilk_for_grainsize_1()
{
  #pragma cilk_grainsize = 1
    cilk_for (int i = 0; i < N; ++i)
      fib(2);
}
```

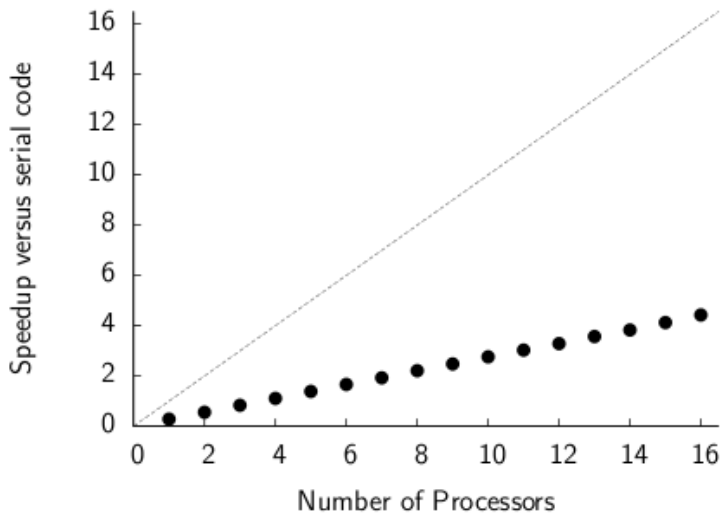
Expectations:

- Parallelism should be large, perhaps $\Theta(N)$ or $\Theta(N/\log N)$.
- We should see great speedup.

Speedup is indeed great...



... but performance is lousy



Recall how `cilk_for` is implemented

Source:

```
cilk_for (int i = A; i < B; ++i)
    BODY(i)
```

Implementation:

```
void recur(int lo, int hi) {
    if ((hi - lo) > GRAINSIZE) {
        int mid = lo + (hi - lo) / 2;
        cilk_spawn recur(lo, mid);
        cilk_spawn recur(mid, hi);
    } else
        for (int i = lo; i < hi; ++i)
            BODY(i);
}
```

```
recur(A, B);
```

Default grain size

Cilk++ chooses a grain size if you don't specify one.

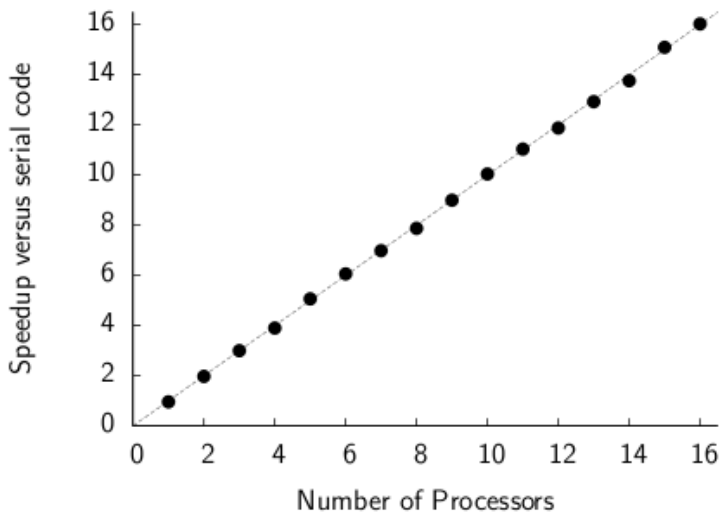
```
void cilk_for_default_grainsize()
{
    cilk_for (int i = 0; i < N; ++i)
        fib(2);
}
```

Cilk++'s heuristic for the grain size:

$$\text{grain size} = \min \left\{ \frac{N}{8P}, 512 \right\} .$$

- Generates about $8P$ parallel leaves.
- Works well if the loop iterations are not too unbalanced.

Speedup with default grain size



Large grain size

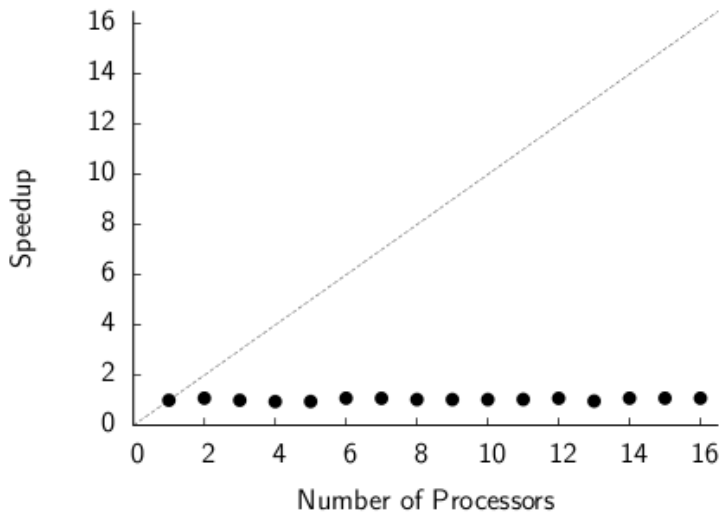
A large grain size should be even faster, right?

```
void cilk_for_large_grainsize()
{
  #pragma cilk_grainsize = N
  cilk_for (int i = 0; i < N; ++i)
    fib(2);
}
```

Actually, no (except for noise):

Grain size	Runtime
1	8.55 s
default (= 512)	2.44 s
$N (= 10^8)$	2.42 s

Speedup with grain size = N



Trade-off between grain size and parallelism

Use Cilkview to understand the trade-off:

Grain size	Parallelism
1	6,951,154
default (= 512)	248,784
$N (= 10^8)$	1

In Cilkview, $P = 1$:

$$\text{default grain size} = \min \left\{ \frac{N}{8P}, 512 \right\} = \min \left\{ \frac{N}{8}, 512 \right\} .$$

Lessons learned

- Measure overhead before measuring speedup.
 - Compare 1-processor Cilk++ versus serial code.
- Small grain size \Rightarrow higher work overhead.
- Large grain size \Rightarrow less parallelism.
- The default grain size is designed for small loops that are reasonably balanced.
 - You may want to use a smaller grain size for unbalanced loops or loops with large bodies.
- Use Cilkview to measure the parallelism of your program.

Example 2: A for loop that spawns

Code:

```
const int N = 10 * 1000 * 1000;

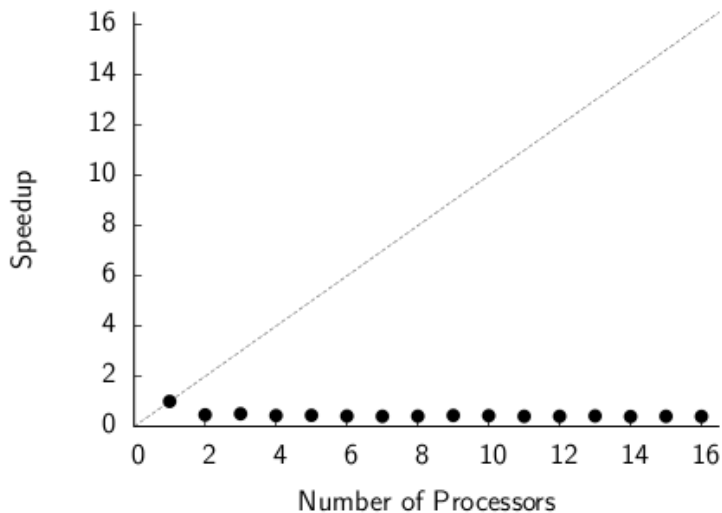
/* empty test function */
void f() { }

void for_spawn()
{
    for (int i = 0; i < N; ++i)
        cilk_spawn f();
}
```

Expectations:

- I am spawning N parallel things.
- Parallelism should be $\Theta(N)$, right?

“Speedup” of `for_spawn()`



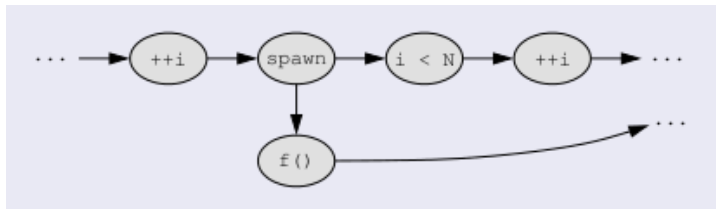
Insufficient parallelism

PPA analysis:

- PPA says that both work and span are $\Theta(N)$.
- Parallelism is ≈ 1.62 , independent of N .
- Too little parallelism: no speedup.

Why is the span $\Theta(N)$?

```
for (int i = 0; i < N; ++i)
  cilk_spawn f();
```



Alternative: a `cilk_for` loop.

Code:

```
/* empty test function */
void f() { }

void test_cilk_for()
{
    cilk_for (int i = 0; i < N; ++i)
        f();
}
```

PPA analysis:

The parallelism is about 2000 (with default grain size).

- The parallelism is high.
- As we saw earlier, this kind of loop yields good performance and speedup.

Lessons learned

- `cilk_for()` is different from `for(...)` `cilk_spawn`.
- The span of `for(...)` `cilk_spawn` is $\Omega(N)$.
- For simple flat loops, `cilk_for()` is generally preferable because it has higher parallelism.
- However, `for(...)` `cilk_spawn` might be better when the work load is not uniformly distributed across all iterations.
- Use Cilkview to measure the parallelism of your program.

Example 3: Vector addition

Code:

```
const int N = 50 * 1000 * 1000;

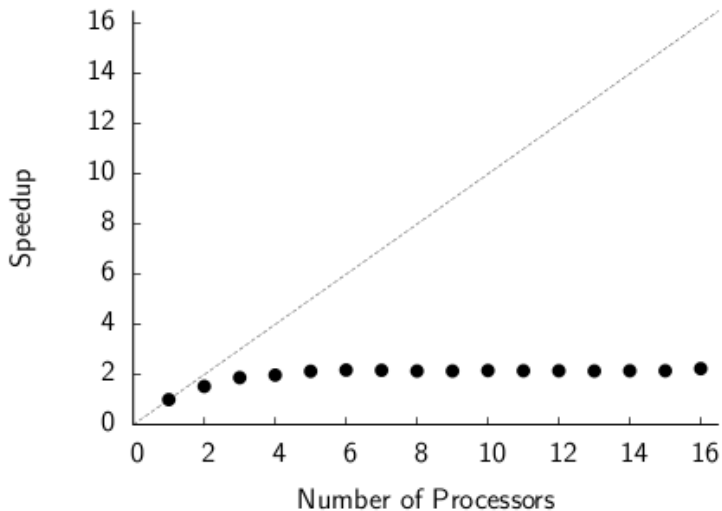
double A[N], B[N], C[N];

void vector_add()
{
    cilk_for (int i = 0; i < N; ++i)
        A[i] = B[i] + C[i];
}
```

Expectations:

- Cilkview says that the parallelism is 68,377.
- This will work great!

Speedup of `vector_add()`



Bandwidth of the memory system

A typical machine: AMD Phenom 920 (Feb. 2009).

Cache level	daxpy bandwidth
L1	19.6 GB/s per core
L2	18.3 GB/s per core
L3	13.8 GB/s shared
DRAM	7.1 GB/s shared

daxpy: $x[i] = a*x[i] + y[i]$, double precision.

The memory bottleneck:

- A single core can generally saturate most of the memory hierarchy.
- Multiple cores that access memory will conflict and slow each other down.

How do you determine if memory is a bottleneck?

Hard problem:

- No general solution.
- Requires guesswork.

Two useful techniques:

- Use a profiler such as the Intel VTune.
 - Interpreting the output is nontrivial.
 - No sensitivity analysis.
- Perturb the environment to understand the effect of the CPU and memory speeds upon the program speed.

How to perturb the environment

- Overclock/underclock the processor, e.g. using the power controls.
 - If the program runs at the same speed on a slower processor, then the memory is (probably) a bottleneck.
- Overclock/underclock the DRAM from the BIOS.
 - If the program runs at the same speed on a slower DRAM, then the memory is not a bottleneck.
- Add spurious work to your program while keeping the memory accesses constant.
- Run P independent copies of the serial program concurrently.
 - If they slow each other down then memory is probably a bottleneck.

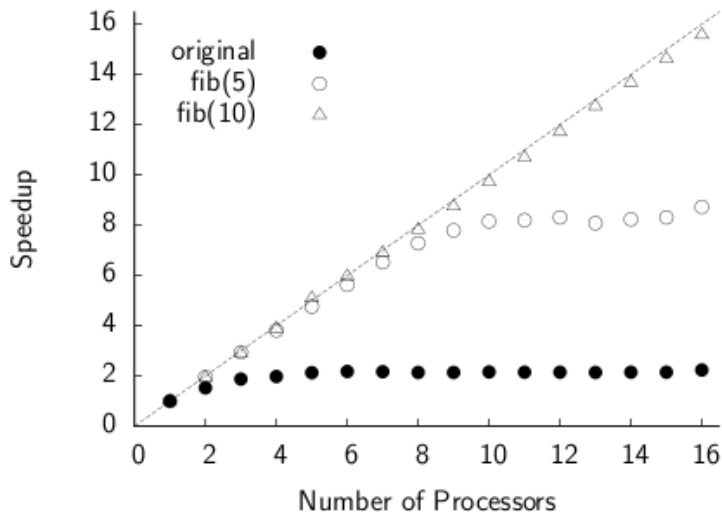
Perturbing vector_add()

```
const int N = 50 * 1000 * 1000;

double A[N], B[N], C[N];

void vector_add()
{
    cilk_for (int i = 0; i < N; ++i) {
        A[i] = B[i] + C[i];
        fib(5); // waste time
    }
}
```

Speedup of perturbed vector_add()



Interpreting the perturbed results

The memory is a bottleneck:

- A little extra work (`fib(5)`) keeps 8 cores busy. A little more extra work (`fib(10)`) keeps 16 cores busy.
- Thus, we have enough parallelism.
- The memory is *probably* a bottleneck. (If the machine had a shared FPU, the FPU could also be a bottleneck.)

OK, but how do you fix it?

- `vector_add` cannot be fixed in isolation.
- You must generally restructure your program to increase the reuse of cached data. Compare the iterative and recursive matrix multiplication from yesterday.
- (Or you can buy a newer CPU and faster memory.)

Lessons learned

- Memory is a common bottleneck.
- One way to diagnose bottlenecks is to perturb the program or the environment.
- Fixing memory bottlenecks usually requires algorithmic changes.

Example 4: Nested loops

Code:

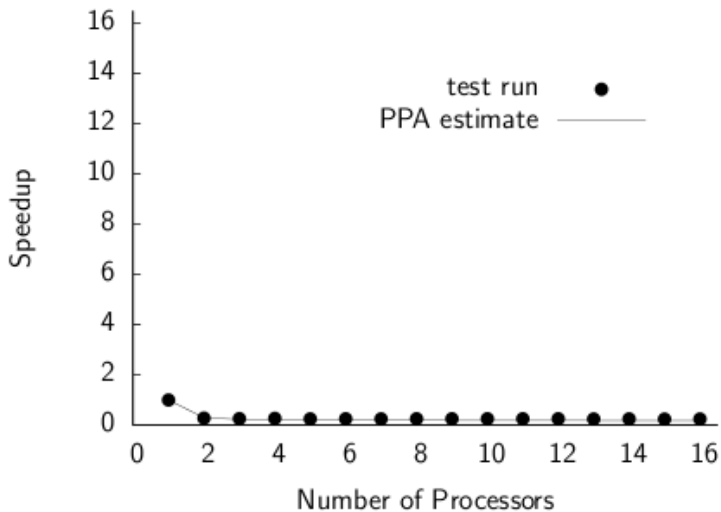
```
const int N = 1000 * 1000;

void inner_parallel()
{
    for (int i = 0; i < N; ++i)
        cilk_for (int j = 0; j < 4; ++j)
            fib(10); /* do some work */
}
```

Expectations:

- The inner loop does 4 things in parallel. The parallelism should be about 4.
- Cilkview says that the parallelism is 3.6.
- We should see some speedup.

“Speedup” of inner_parallel()



Interchanging loops

Code:

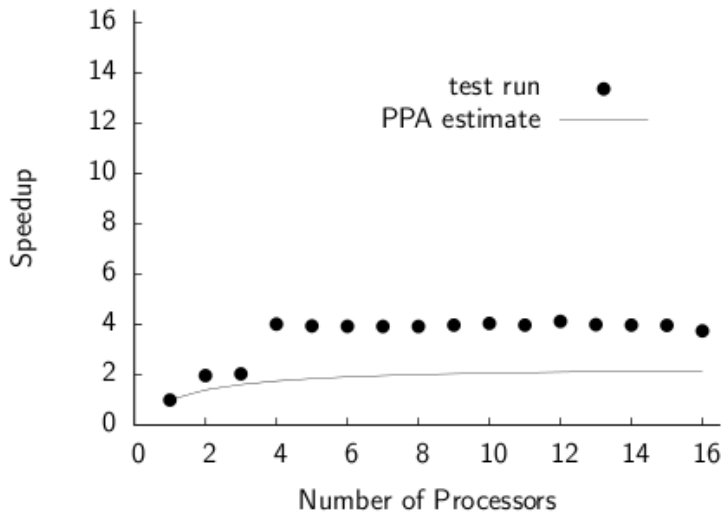
```
const int N = 1000 * 1000;

void outer_parallel()
{
    cilk_for (int j = 0; j < 4; ++j)
        for (int i = 0; i < N; ++i)
            fib(10); /* do some work */
}
```

Expectations:

- The outer loop does 4 things in parallel. The parallelism should be about 4.
- Cilkview says that the parallelism is 4.
- Same as the previous program, which didn't work.

Speedup of `outer_parallel()`



Parallelism vs. burdened parallelism

Parallelism:

The best speedup you can hope for.

Burdened parallelism:

Parallelism after accounting for the unavoidable migration overheads.

Depends upon:

- How well we implement the Cilk++ scheduler.
- How you express the parallelism in your program.

Cilkview prints the burdened parallelism:

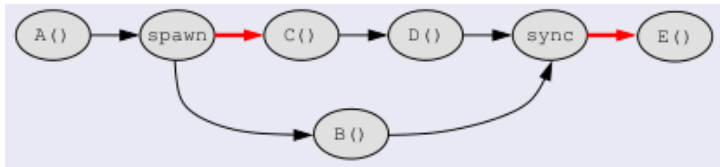
- 0.29 for `inner_parallel()`, 4.0 for `outer_parallel()`.
- In a good program, parallelism and burdened parallelism are about equal.

What is the burdened parallelism?

Code:

```
A();  
cilk_spawn B();  
C();  
D();  
cilk_sync;  
E();
```

Burdened critical path:



The **burden** is $\Theta(10000)$ cycles (locks, malloc, cache warmup, reducers,

The burden in our examples

$\Theta(N)$ spawns/syncs on the critical path (large burden):

```
void inner_parallel()  
{  
    for (int i = 0; i < N; ++i)  
        cilk_for (int j = 0; j < 4; ++j)  
            fib(10); /* do some work */  
}
```

$\Theta(1)$ spawns/syncs on the critical path (small burden):

```
void outer_parallel()  
{  
    cilk_for (int j = 0; j < 4; ++j)  
        for (int i = 0; i < N; ++i)  
            fib(10); /* do some work */  
}
```

Lessons learned

- Insufficient parallelism yields *no speedup*; high burden yields *slowdown*.
- Many spawns but small parallelism: suspect large burden.
- Cilkview helps by printing the burdened span and parallelism.
- The burden can be interpreted as the number of spawns/syncs on the critical path.
- If the burdened parallelism and the parallelism are approximately equal, your program is ok.

Summary and notes

We have learned to identify and (when possible) address these problems:

- High overhead due to small grain size in `cilk_for` loops.
- Insufficient parallelism.
- Insufficient memory bandwidth.
- Insufficient burdened parallelism.