

# Graph Theory

## Chapter 10

© Marc Moreno-Maza 2020

UWO – November 25, 2021

# Graph Theory

## Chapter 10

© Marc Moreno-Maza 2020

UWO – November 25, 2021

# Plan for Chapter 10

## 1. Graphs and Graph Models

### 1.1 Introduction to Graphs

### 1.2 Graph Models

## 2. Graph Terminology and Special Types of Graphs

### 2.1 Basic Terminology

### 2.2 Some Special Types of Graphs

### 2.3 Bipartite Graphs

### 2.4 New Graphs from Old

## 3. Representing Graphs and Graph Isomorphism

### 3.1 Adjacency Lists

### 3.2 Adjacency Matrices

### 3.3 Incidence Matrices

### 3.4 Isomorphism of Graphs

## 4. Connectivity

### 4.1 Paths

### 4.2 Connectedness in Undirected Graphs

### 4.3 Connectedness in Directed Graphs

### 4.4 Counting Paths between Vertices

## 5. Euler and Hamiltonian Graphs

### 5.1 Euler Paths and Circuits

### 5.2 Hamilton Paths and Circuits

### 5.3 Applications of Hamilton Circuits

# Plan for Chapter 10

## 1. Graphs and Graph Models

### 1.1 Introduction to Graphs

### 1.2 Graph Models

## 2. Graph Terminology and Special Types of Graphs

### 2.1 Basic Terminology

### 2.2 Some Special Types of Graphs

### 2.3 Bipartite Graphs

### 2.4 New Graphs from Old

## 3. Representing Graphs and Graph Isomorphism

### 3.1 Adjacency Lists

### 3.2 Adjacency Matrices

### 3.3 Incidence Matrices

### 3.4 Isomorphism of Graphs

## 4. Connectivity

### 4.1 Paths

### 4.2 Connectedness in Undirected Graphs

### 4.3 Connectedness in Directed Graphs

### 4.4 Counting Paths between Vertices

## 5. Euler and Hamiltonian Graphs

### 5.1 Euler Paths and Circuits

### 5.2 Hamilton Paths and Circuits

### 5.3 Applications of Hamilton Circuits

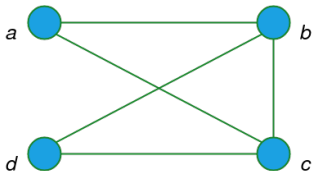
# Graphs

## Definition

A **graph**  $G = (V, E)$  consists of a nonempty set  $V$  of **vertices** (or **nodes**) and a set  $E$  of **edges**. Each edge has either one or two vertices associated with it, called its **endpoints**. An edge is said to **connect** its endpoints.

## Example

This is a graph with four vertices and five edges.



## Remarks:

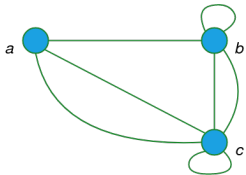
- 1 We have a lot of freedom when we draw a picture of a graph. All that matters is the connections made by the edges, not the particular geometry depicted. For example, the lengths of edges, whether edges cross, how vertices are depicted, and so on, do not matter.
- 2 A graph with an infinite vertex set is called an *infinite graph*. A graph with a finite vertex set is called a *finite graph*. We restrict our attention to finite graphs.

## Some terminology

- 1 In a *simple graph* each edge connects two different vertices and no two edges connect the same pair of vertices.
- 2 *Multigraphs* may have multiple edges connecting the same two vertices. When  $m$  different edges connect the vertices  $u$  and  $v$ , we say that  $\{u, v\}$  is an edge of *multiplicity*  $m$ .
- 3 An edge that connects a vertex to itself is called a *loop*.
- 4 A *pseudograph* may include loops, as well as multiple edges connecting the same pair of vertices.

### Example

This pseudograph has both multiple edges and a loop.



**Remark:** There is no standard terminology for graph theory, so it is crucial that you understand the terminology being used whenever you read material about graphs.

# Directed and undirected graphs

## Definition

A *directed graph* (or *digraph*)  $G = (V, E)$  consists of a nonempty set  $V$  of *vertices* (or *nodes*) and a set  $E$  of directed edges (or *arcs*). Each edge is associated with an ordered pair of vertices. The directed edge associated with the ordered pair  $(u, v)$  is said to *start at  $u$*  and *end at  $v$*  .

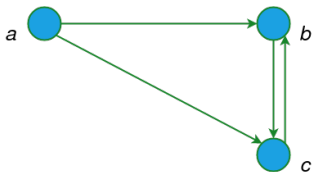
**Remark:** Graphs where the end points of an edge are not ordered are said to be *undirected graphs*. Such undirected edges are often denoted with curly braces  $\{u, v\}$ , as typical for (unordered) sets.

## More terminology

- 1 A *simple directed graph* has no loops and no multiple edges.

### Example

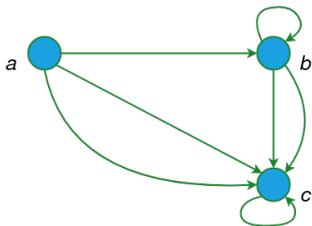
This is a directed graph with three vertices and four edges.



- 2 A *directed multigraph* may have multiple directed edges. When there are  $m$  directed edges from the vertex  $u$  to the vertex  $v$ , we say that  $(u, v)$  is an edge of *multiplicity*  $m$ .

### Example

In this directed multigraph the multiplicity of  $(a, b)$  is 1 and the multiplicity of  $(b, c)$  is 2.





# Plan for Chapter 10

## 1. Graphs and Graph Models

### 1.1 Introduction to Graphs

### 1.2 Graph Models

## 2. Graph Terminology and Special Types of Graphs

### 2.1 Basic Terminology

### 2.2 Some Special Types of Graphs

### 2.3 Bipartite Graphs

### 2.4 New Graphs from Old

## 3. Representing Graphs and Graph Isomorphism

### 3.1 Adjacency Lists

### 3.2 Adjacency Matrices

### 3.3 Incidence Matrices

### 3.4 Isomorphism of Graphs

## 4. Connectivity

### 4.1 Paths

### 4.2 Connectedness in Undirected Graphs

### 4.3 Connectedness in Directed Graphs

### 4.4 Counting Paths between Vertices

## 5. Euler and Hamiltonian Graphs

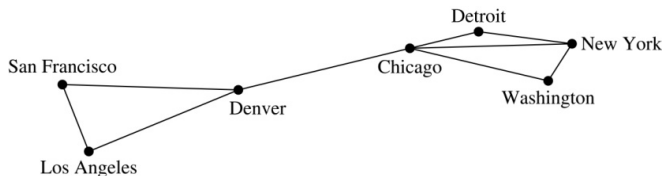
### 5.1 Euler Paths and Circuits

### 5.2 Hamilton Paths and Circuits

### 5.3 Applications of Hamilton Circuits

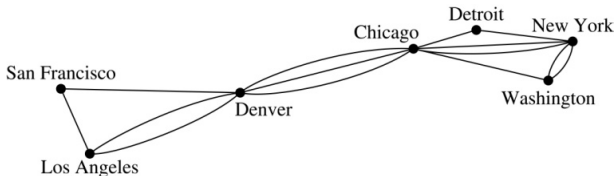
## Graph models: computer networks

- 1 When we build a graph model, we use the appropriate type of graph to capture the important features of the application.
- 2 We illustrate this process using graph models of different types of computer networks. In all these graph models, the vertices represent data centers and the edges represent communication links.
- 3 To model a computer network where we are only concerned whether two data centers are connected by a communications link, we use a simple graph. This is the appropriate type of graph when we only care whether two data centers are directly linked (and not how many links there may be) and all communications links work in both directions.

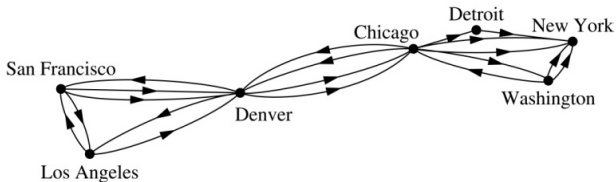


# Graph models: computer networks

- 1 To model a computer network where we care about the number of links between data centers, we use a **multigraph**.



- 2 To model a network with multiple one-way links, we use a **directed multigraph**. Note that we could use a directed graph without multiple edges if we only care whether there is at least one link from a data center to another data center.



## Graph terminology: summary

<i>Type</i>	<i>Edges</i>	<i>Multiple Edges Allowed?</i>	<i>Loops Allowed?</i>
Simple graph	Undirected	No	No
Multigraph	Undirected	Yes	No
Pseudograph	Undirected	Yes	Yes
Simple directed graph	Directed	No	No
Directed multigraph	Directed	Yes	Yes
Mixed graph	Directed and undirected	Yes	Yes

To understand the structure of a graph and to build a graph model, we ask these questions:

- 1 Are the edges of the graph undirected or directed (or both)?
- 2 If the edges are undirected, are multiple edges present that connect the same pair of vertices? If the edges are directed, are multiple directed edges present?
- 3 Are loops present?

## Other applications of graphs

- 1 We will illustrate how graph theory can be used in models of:
  - a Social networks
  - b Communications networks
  - c Information networks
  - d Software design
  - e Transportation networks
  - f Biological networks
  - g Neural networks
- 2 It's a challenge to find a subject to which graph theory has not yet been applied. Can you find an area without applications of graph theory?

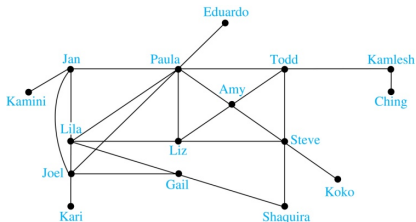
# Graph models: social networks

- 1 Graphs can be used to model social structures based on different kinds of relationships between people or groups.
- 2 In a *social network*, vertices represent individuals or organizations and edges represent relationships between them.
- 3 Useful graph models of social networks include:
  - a *friendship graphs* - undirected graphs where two people are connected if they are friends (in the real world, on Facebook, or in a particular virtual world, and so on.)
  - b *collaboration graphs* - undirected graphs where two people are connected if they collaborate in a specific way
  - c *influence graphs* - directed graphs where there is an edge from one person to another if the first person can influence the second person

# Graph models: social networks

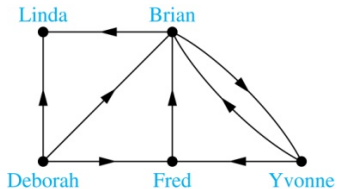
## Example

A friendship graph where two people are connected if they are Facebook friends.



## Example

An influence graph



*Next Slide: Collaboration Graphs*

# Examples of collaboration graphs

## Example

The *Hollywood graph* models the collaboration of actors in films.

- 1 We represent actors by vertices and we connect two vertices if the actors they represent have appeared in the same movie.

## Example

An *academic collaboration graph* models the collaboration of researchers who have jointly written a paper in a particular subject.

- 1 We represent researchers in a particular academic discipline using vertices.
- 2 We connect the vertices representing two researchers in this discipline if they are coauthors of a paper.
- 3 We will study the academic collaboration graph for mathematicians when we discuss *Erdős numbers*.



# Applications to information networks

Graphs can be used to model different types of networks that link different types of information.

## Example

In a *web graph*:

- 1 web pages are represented by vertices and links are represented by directed edges.
- 2 A web graph models the web at a particular time.
- 3 The web graph is used by search engines.

## Example

In a *citation network*:

- 1 Research papers in a particular discipline are represented by vertices.
- 2 When a paper cites a second paper as a reference, there is an edge from the vertex representing this paper to the vertex representing the second paper.

# Transportation graphs

Graph models are extensively used in the study of transportation networks.

## Example

**Airline networks** can be modeled using directed multigraphs where:

- ① airports are represented by vertices
- ② each flight is represented by a directed edge from the vertex representing the departure airport to the vertex representing the destination airport

## Example

**Road networks** can be modeled using graphs where:

- ① vertices represent intersections and edges represent roads.
- ② undirected edges represent two-way roads and directed edges represent one-way roads.

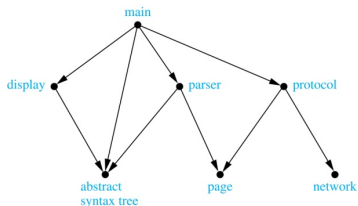
## Software design applications

Graph models are extensively used in software design. We will introduce two such models here; one representing the dependency between the modules of a software application and the other representing restrictions in the execution of statements in computer programs.

- 1 When a top-down approach is used to design software, the system is divided into modules, each performing a specific task.
- 2 We use a *module dependency graph* to represent the dependency between these modules. These dependencies need to be understood before coding can be done.
  - a In a module dependency graph vertices represent software modules and there is an edge from one module to another if the second module depends on the first.

### Example

The dependencies between the seven modules in the design of a web browser are represented by this module dependency graph.



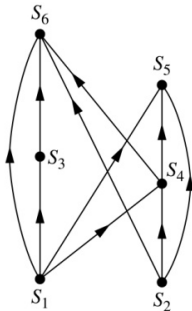
# Software design applications

- 1 We can use a directed graph called a *precedence graph* to represent which statements must have already been executed before we execute each statement.
  - a Vertices represent statements in a computer program
  - b There is a directed edge from a vertex to a second vertex if the second vertex cannot be executed before the first

## Example

This precedence graph shows which statements must already have been executed before we can execute each of the six statements in the program.

$S_1$	$a := 0$
$S_2$	$b := 1$
$S_3$	$c := a + 1$
$S_4$	$d := b + a$
$S_5$	$e := d + 1$
$S_6$	$e := c + d$

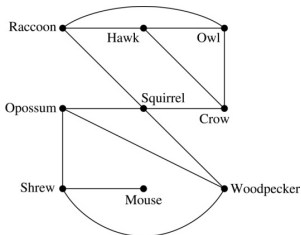


# Biological applications

- 1 Graph models are used extensively in many areas of the biological science. We will describe two such models, one to ecology and the other to molecular biology.
- 2 *Niche overlap graphs* model competition between species in an ecosystem
  - a Vertices represent species and an edge connects two vertices when they represent species who compete for food resources.

## Example

This is the niche overlap graph for a forest ecosystem with nine species.

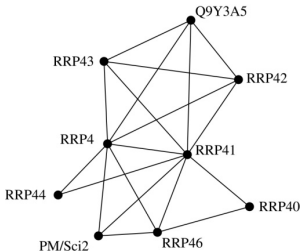


## Biological applications

- 1 We can model the interaction of proteins in a cell using a *protein interaction network*.
- 2 In a *protein interaction graph*, vertices represent proteins and vertices are connected by an edge if the proteins they represent interact.
- 3 Protein interaction graphs can be huge and can contain more than 100,000 vertices, each representing a different protein, and more than 1,000,000 edges, each representing an interaction between proteins
- 4 Protein interaction graphs are often split into smaller graphs, called *modules*, which represent the interactions between proteins involved in a particular function.

### Example

This is a module of the protein interaction graph of proteins that degrade RNA in a human cell.



# Plan for Chapter 10

## 1. Graphs and Graph Models

### 1.1 Introduction to Graphs

### 1.2 Graph Models

## 2. Graph Terminology and Special Types of Graphs

### 2.1 Basic Terminology

### 2.2 Some Special Types of Graphs

### 2.3 Bipartite Graphs

### 2.4 New Graphs from Old

## 3. Representing Graphs and Graph Isomorphism

### 3.1 Adjacency Lists

### 3.2 Adjacency Matrices

### 3.3 Incidence Matrices

### 3.4 Isomorphism of Graphs

## 4. Connectivity

### 4.1 Paths

### 4.2 Connectedness in Undirected Graphs

### 4.3 Connectedness in Directed Graphs

### 4.4 Counting Paths between Vertices

## 5. Euler and Hamiltonian Graphs

### 5.1 Euler Paths and Circuits

### 5.2 Hamilton Paths and Circuits

### 5.3 Applications of Hamilton Circuits

# Plan for Chapter 10

## 1. Graphs and Graph Models

### 1.1 Introduction to Graphs

### 1.2 Graph Models

## 2. Graph Terminology and Special Types of Graphs

### 2.1 Basic Terminology

### 2.2 Some Special Types of Graphs

### 2.3 Bipartite Graphs

### 2.4 New Graphs from Old

## 3. Representing Graphs and Graph Isomorphism

### 3.1 Adjacency Lists

### 3.2 Adjacency Matrices

### 3.3 Incidence Matrices

### 3.4 Isomorphism of Graphs

## 4. Connectivity

### 4.1 Paths

### 4.2 Connectedness in Undirected Graphs

### 4.3 Connectedness in Directed Graphs

### 4.4 Counting Paths between Vertices

## 5. Euler and Hamiltonian Graphs

### 5.1 Euler Paths and Circuits

### 5.2 Hamilton Paths and Circuits

### 5.3 Applications of Hamilton Circuits



## Basic terminology

### Definition

Two vertices  $u, v$  in an undirected graph  $G$  are called *adjacent* (or *neighbors*) in  $G$  if there is an edge  $e$  between  $u$  and  $v$ . Such an edge  $e$  is called *incident with* the vertices  $u$  and  $v$ . The edge  $e$  is said to *connect*  $u$  and  $v$ .

### Definition

The set of all neighbors of a vertex  $v$  of  $G = (V, E)$ , denoted by  $N(v)$ , is called the *neighborhood* of  $v$ . If  $A$  is a subset of  $V$ , we denote by  $N(A)$  the set of all vertices in  $G$  that are adjacent to at least one vertex in  $A$ . So,

$$N(A) = \bigcup_{v \in A} N(v)$$

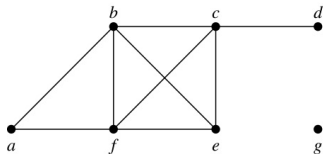
### Definition

The *degree of a vertex* in an undirected graph is the number of edges incident with it, except that a loop at a vertex contributes two to the degree of that vertex. The degree of the vertex  $v$  is denoted by  $deg(v)$ .

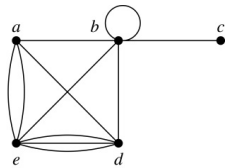
# Degrees and neighborhoods of vertices

## Example

What are the degrees and neighborhoods of the vertices in the graphs  $G$  and  $H$ ?



$G$



$H$

## Solution:

$G$ :

- 1  $\deg(a) = 2, N(a) = \{b, f\}$
- 2  $\deg(b) = 4, N(b) = \{a, c, e, f\}$
- 3  $\deg(c) = 4, N(c) = \{b, d, e, f\}$
- 4  $\deg(d) = 1, N(d) = \{c\}$
- 5  $\deg(e) = 3, N(e) = \{b, c, f\}$
- 6  $\deg(f) = 4, N(f) = \{a, b, c, e\}$
- 7  $\deg(g) = 0, N(g) = \emptyset$

$H$ :

- 1  $\deg(a) = 4, N(a) = \{b, d, e\}$
- 2  $\deg(b) = 6, N(b) = \{a, b, c, d, e\}$
- 3  $\deg(c) = 1, N(c) = \{b\}$
- 4  $\deg(d) = 5, N(d) = \{a, b, e\}$
- 5  $\deg(e) = 6, N(e) = \{a, b, d\}$

## Degrees of vertices

### Theorem (Handshaking Theorem)

If  $G = (V, E)$  is an undirected graph with  $m$  edges, then:

$$2m = \sum_{v \in V} \text{deg}(v)$$

### Proof.

Each edge contributes twice to the degree count of all vertices. Hence, both the left-hand and right-hand sides of this equation equal twice the number of edges. ■

*Think about the graph where vertices represent the people at a party and an edge connects two people who have shaken hands.*

## Handshaking theorem

We now give two examples illustrating the usefulness of the handshaking theorem.

### Example

How many edges are there in a graph with 10 vertices of degree six?

#### **Solution:**

Because the sum of the degrees of the vertices is  $6 \cdot 10 = 60$ , the handshaking theorem tells us that  $2m = 60$ . So the number of edges  $m = 30$ .

### Example

If a graph has 5 vertices, can each vertex have degree 3?

#### **Solution:**

This is not possible by the handshaking theorem, because the sum of the degrees of the vertices  $3 \cdot 5 = 15$  is odd.

# Degree of vertices

## Theorem

An undirected graph has an even number of vertices of odd degree.

## Proof.

Let  $V_1$  be the vertices of even degree and  $V_2$  be the vertices of odd degree in an undirected graph  $G = (V, E)$  with  $m$  edges. Then:

$$2m = \sum_{v \in V} \deg(v) = \sum_{v \in V_1} \deg(v) + \sum_{v \in V_2} \deg(v)$$

- 1 Even.
- 2 Must be even since  $\deg(v)$  is even for each  $v \in V_1$ .
- 3 This sum must be even because  $2m$  is even and the sum of the degrees of the vertices of even degrees is also even. Because this is the sum of the degrees of all vertices of odd degree in the graph, there must be an even number of such vertices.



# Directed graphs

Recall the definition of a directed graph.

## Definition

A *directed graph*  $G = (V, E)$  consists of  $V$ , a nonempty set of *vertices* (or *nodes*), and  $E$ , a set of *directed edges* or *arcs*. Each edge is an ordered pair of vertices. The directed edge  $(u, v)$  is said to start at  $u$  and end at  $v$ .

## Definition

Let  $(u, v)$  be an edge in  $G$ . Then  $u$  is the *initial vertex* of this edge and is *adjacent to*  $v$  and  $v$  is the *terminal vertex* (or *end vertex*) of this edge and is *adjacent from*  $u$ . The initial and terminal vertices of a loop are the same.

# Directed graphs



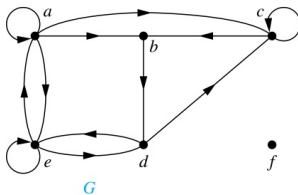
## Definition

The *in-degree of a vertex  $v$* , denoted  $deg^-(v)$ , is the number of edges which terminate at  $v$ . The *out-degree of  $v$* , denoted  $deg^+(v)$ , is the number of edges with  $v$  as their initial vertex. Note that a loop at a vertex contributes 1 to both the in-degree and the out-degree of the vertex.

## Example

In the graph  $G$  we have:

- |                  |                  |
|------------------|------------------|
| 1 $deg^-(a) = 2$ | 1 $deg^+(a) = 4$ |
| 2 $deg^-(b) = 2$ | 2 $deg^+(b) = 1$ |
| 3 $deg^-(c) = 3$ | 3 $deg^+(c) = 2$ |
| 4 $deg^-(d) = 2$ | 4 $deg^+(d) = 2$ |
| 5 $deg^-(e) = 3$ | 5 $deg^+(e) = 3$ |
| 6 $deg^-(f) = 0$ | 6 $deg^+(f) = 0$ |



# Directed graphs

## Theorem

Let  $G = (V, E)$  be a graph with directed edges. Then:

$$|E| = \sum_{v \in V} \text{deg}^-(v) = \sum_{v \in V} \text{deg}^+(v)$$

## Proof.

The first sum counts the number of outgoing edges over all vertices and the second sum counts the number of incoming edges over all vertices. It follows that both sums equal the number of edges in the graph. ■



# Plan for Chapter 10

## 1. Graphs and Graph Models

### 1.1 Introduction to Graphs

### 1.2 Graph Models

## 2. Graph Terminology and Special Types of Graphs

### 2.1 Basic Terminology

### 2.2 Some Special Types of Graphs

### 2.3 Bipartite Graphs

### 2.4 New Graphs from Old

## 3. Representing Graphs and Graph Isomorphism

### 3.1 Adjacency Lists

### 3.2 Adjacency Matrices

### 3.3 Incidence Matrices

### 3.4 Isomorphism of Graphs

## 4. Connectivity

### 4.1 Paths

### 4.2 Connectedness in Undirected Graphs

### 4.3 Connectedness in Directed Graphs

### 4.4 Counting Paths between Vertices

## 5. Euler and Hamiltonian Graphs

### 5.1 Euler Paths and Circuits

### 5.2 Hamilton Paths and Circuits

### 5.3 Applications of Hamilton Circuits


# Special types of simple graphs: complete graphs

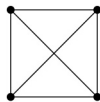
## Definition

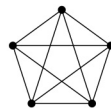
A *complete graph on  $n$  vertices*, denoted by  $K_n$ , is the simple graph that contains exactly one edge between each pair of distinct vertices.

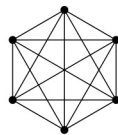
  
 $K_1$

  
 $K_2$

  
 $K_3$

  
 $K_4$

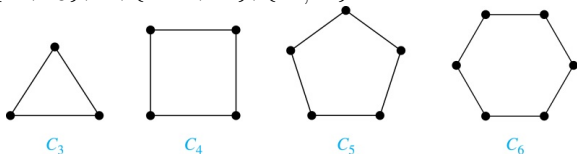
  
 $K_5$

  
 $K_6$

# Special types of simple graphs: cycles and wheels

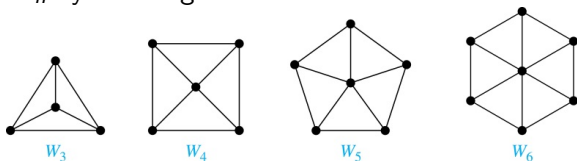
## Definition

A *cycle*  $C_n$  for  $n \geq 3$  consists of  $n$  vertices  $v_1, v_2, \dots, v_n$ , and edges  $\{v_1, v_2\}, \{v_2, v_3\}, \dots, \{v_{n-1}, v_n\}, \{v_n, v_1\}$ .



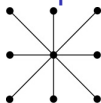
## Definition

A *wheel*  $W_n$  is obtained by adding an additional vertex to a cycle  $C_n$  for  $n \geq 3$  and connecting this new vertex to each of the  $n$  vertices in  $C_n$  by new edges.

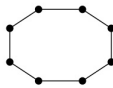


# Special types of graphs and computer network architecture

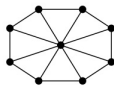
Various special graphs play an important role in the design of computer networks.



(a)



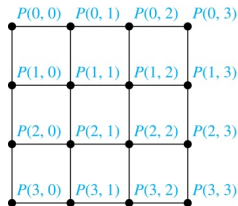
(b)



(c)

- 1 Some local area networks use a *star topology*, which is a *complete bipartite* (defined in a few slides) graph  $K_{1,n}$ , as shown in (a). All devices are connected to a central control device.
- 2 Other local networks are based on a *ring topology*, where each device is connected to exactly two others using  $C_n$ , as illustrated in (b). Messages may be sent around the ring.
- 3 Others, as illustrated in (c), use a  *$W_n$ -based topology*, combining the features of a star topology and a ring topology.
- 4 Various special graphs also play a role in *parallel processing* where processors need to be interconnected as one processor may need the output generated by another.

- a The  *$n$ -dimensional hypercube*, or  *$n$ -cube*,  $Q_n$ , is a common way to connect processors in parallel, e.g., *Intel Hypercube*.
- b Another common method is the *mesh* network, illustrated here for 16 processors.



# Plan for Chapter 10

## 1. Graphs and Graph Models

### 1.1 Introduction to Graphs

### 1.2 Graph Models

## 2. Graph Terminology and Special Types of Graphs

### 2.1 Basic Terminology

### 2.2 Some Special Types of Graphs

### 2.3 Bipartite Graphs

### 2.4 New Graphs from Old

## 3. Representing Graphs and Graph Isomorphism

### 3.1 Adjacency Lists

### 3.2 Adjacency Matrices

### 3.3 Incidence Matrices

### 3.4 Isomorphism of Graphs

## 4. Connectivity

### 4.1 Paths

### 4.2 Connectedness in Undirected Graphs

### 4.3 Connectedness in Directed Graphs

### 4.4 Counting Paths between Vertices

## 5. Euler and Hamiltonian Graphs

### 5.1 Euler Paths and Circuits

### 5.2 Hamilton Paths and Circuits

### 5.3 Applications of Hamilton Circuits

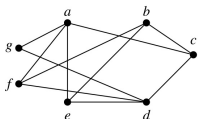
# Bipartite graphs

## Definition

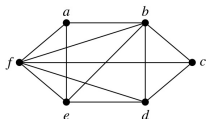
A simple graph  $G$  is **bipartite** if  $V$  can be partitioned into two disjoint subsets  $V_1$  and  $V_2$  such that every edge connects a vertex in  $V_1$  and a vertex in  $V_2$ . In other words, there are no edges which connect two vertices in  $V_1$  or in  $V_2$ .

## Example

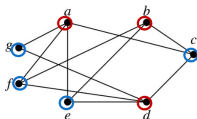
It is not hard to show that an equivalent definition of a bipartite graph is a graph where it is possible to color the vertices **red** or **blue** so that no two adjacent vertices are the same color.



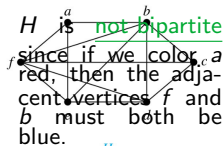
$G$



$H$



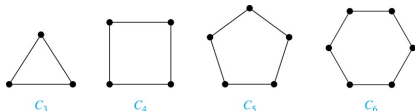
$G$



$H$  is **not bipartite** since if we color  $a$  red, then the adjacent vertices  $f$  and  $b$  must both be blue.

$H$

# Bipartite graphs

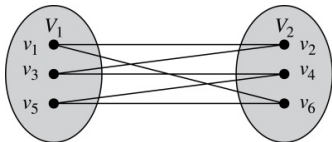


## Example

Show that  $C_6$  is bipartite.

### Solution:

We can partition the vertex set into  $V_1 = \{v_1, v_3, v_5\}$  and  $V_2 = \{v_2, v_4, v_6\}$  so that every edge of  $C_6$  connects a vertex in  $V_1$  and  $V_2$ .



## Example

Show that  $C_3$  is not bipartite.

### Solution:

If we divide the vertex set of  $C_3$  into two nonempty sets, one of the two must contain two vertices. But in  $C_3$  every vertex is connected to every other vertex. Therefore, the two vertices in the same partition are connected. Hence,  $C_3$  is not bipartite.

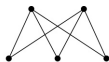
# Complete bipartite graphs

## Definition

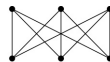
A *complete bipartite* graph  $K_{m,n}$  is a graph that has its vertex set partitioned into two subsets  $V_1$  of size  $m$  and  $V_2$  of size  $n$  such that there is an edge from every vertex in  $V_1$  to every vertex in  $V_2$ .

## Example

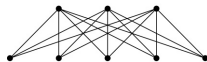
We display four complete bipartite graphs here.



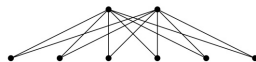
$K_{2,3}$



$K_{3,3}$



$K_{3,5}$



$K_{2,6}$

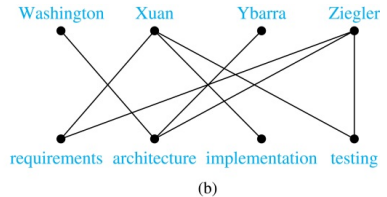
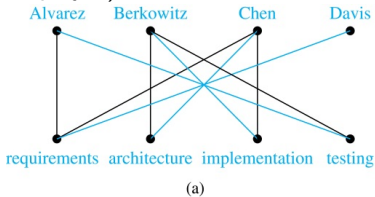


# Bipartite graphs and matching

Bipartite graphs are used to model applications that involve matching the elements of one set to elements in another.

## Example

*Job assignments* - vertices represent the jobs and the employees, edges link employees with those jobs they have been trained to do. A common goal is to match jobs to employees, e.g. so that all jobs are done while the constraints are satisfied (e.g. no more than one job per qualified employee).



- 1 Blue edges show a feasible assignment in (a).
- 2 In (b), there is no feasible assignment. (Can you prove this?)

## Example

*Marriages on an island* - vertices represent the men and the women and edges link a man and a woman if they are an acceptable spouse. We may wish to find the largest number of possible marriages.

# Plan for Chapter 10

## 1. Graphs and Graph Models

### 1.1 Introduction to Graphs

### 1.2 Graph Models

## 2. Graph Terminology and Special Types of Graphs

### 2.1 Basic Terminology

### 2.2 Some Special Types of Graphs

### 2.3 Bipartite Graphs

### 2.4 New Graphs from Old

## 3. Representing Graphs and Graph Isomorphism

### 3.1 Adjacency Lists

### 3.2 Adjacency Matrices

### 3.3 Incidence Matrices

### 3.4 Isomorphism of Graphs

## 4. Connectivity

### 4.1 Paths

### 4.2 Connectedness in Undirected Graphs

### 4.3 Connectedness in Directed Graphs

### 4.4 Counting Paths between Vertices

## 5. Euler and Hamiltonian Graphs

### 5.1 Euler Paths and Circuits

### 5.2 Hamilton Paths and Circuits

### 5.3 Applications of Hamilton Circuits

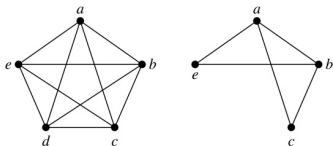
# New graphs from old

## Definition

A **subgraph** of a graph  $G = (V, E)$  is a graph  $(W, F)$ , where  $W \subseteq V$  and  $F \subseteq E$ . A subgraph  $H$  of  $G$  is a *proper subgraph* of  $G$  if  $H \neq G$ .

## Example

Here we show  $K_5$  and one of its subgraphs.

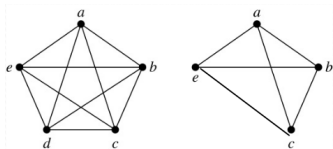


## Definition

Let  $G = (V, E)$  be a simple graph. The **subgraph induced by a subset  $W$**  of the vertex set  $V$  is the graph  $(W, F)$ , where the edge set  $F$  contains an edge in  $E$  if and only if both endpoints are in  $W$ .

## Example

Here we show  $K_5$  and the subgraph induced by  $W = \{a, b, c, e\}$ .

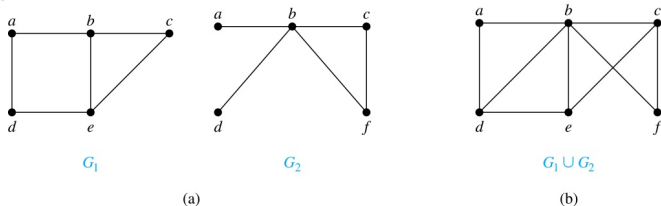


# New graphs from old

## Definition

The *union* of two simple graphs  $G_1 = (V_1, E_1)$  and  $G_2 = (V_2, E_2)$  is the simple graph with vertex set  $V_1 \cup V_2$  and edge set  $E_1 \cup E_2$ . The union of  $G_1$  and  $G_2$  is denoted by  $G_1 \cup G_2$ .

## Example



# Plan for Chapter 10

## 1. Graphs and Graph Models

### 1.1 Introduction to Graphs

### 1.2 Graph Models

## 2. Graph Terminology and Special Types of Graphs

### 2.1 Basic Terminology

### 2.2 Some Special Types of Graphs

### 2.3 Bipartite Graphs

### 2.4 New Graphs from Old

## 3. Representing Graphs and Graph Isomorphism

### 3.1 Adjacency Lists

### 3.2 Adjacency Matrices

### 3.3 Incidence Matrices

### 3.4 Isomorphism of Graphs

## 4. Connectivity

### 4.1 Paths

### 4.2 Connectedness in Undirected Graphs

### 4.3 Connectedness in Directed Graphs

### 4.4 Counting Paths between Vertices

## 5. Euler and Hamiltonian Graphs

### 5.1 Euler Paths and Circuits

### 5.2 Hamilton Paths and Circuits

### 5.3 Applications of Hamilton Circuits

# Plan for Chapter 10

## 1. Graphs and Graph Models

### 1.1 Introduction to Graphs

### 1.2 Graph Models

## 2. Graph Terminology and Special Types of Graphs

### 2.1 Basic Terminology

### 2.2 Some Special Types of Graphs

### 2.3 Bipartite Graphs

### 2.4 New Graphs from Old

## 3. Representing Graphs and Graph Isomorphism

### 3.1 Adjacency Lists

### 3.2 Adjacency Matrices

### 3.3 Incidence Matrices

### 3.4 Isomorphism of Graphs

## 4. Connectivity

### 4.1 Paths

### 4.2 Connectedness in Undirected Graphs

### 4.3 Connectedness in Directed Graphs

### 4.4 Counting Paths between Vertices

## 5. Euler and Hamiltonian Graphs

### 5.1 Euler Paths and Circuits

### 5.2 Hamilton Paths and Circuits

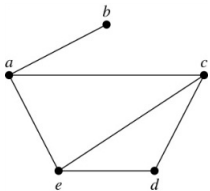
### 5.3 Applications of Hamilton Circuits

# Representing graphs: adjacency lists

## Definition

An *adjacency list* can be used to represent a graph with no multiple edges by specifying the vertices that are adjacent to each vertex of the graph.

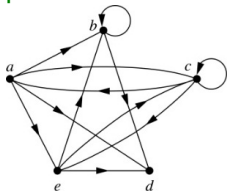
## Example



**TABLE 1** An Adjacency List for a Simple Graph.

Vertex	Adjacent Vertices
<i>a</i>	<i>b, c, e</i>
<i>b</i>	<i>a</i>
<i>c</i>	<i>a, d, e</i>
<i>d</i>	<i>c, e</i>
<i>e</i>	<i>a, c, d</i>

## Example



**TABLE 2** An Adjacency List for a Directed Graph.

Initial Vertex	Terminal Vertices
<i>a</i>	<i>b, c, d, e</i>
<i>b</i>	<i>b, d</i>
<i>c</i>	<i>a, c, e</i>
<i>d</i>	
<i>e</i>	<i>b, c, d</i>

# Plan for Chapter 10

## 1. Graphs and Graph Models

### 1.1 Introduction to Graphs

### 1.2 Graph Models

## 2. Graph Terminology and Special Types of Graphs

### 2.1 Basic Terminology

### 2.2 Some Special Types of Graphs

### 2.3 Bipartite Graphs

### 2.4 New Graphs from Old

## 3. Representing Graphs and Graph Isomorphism

### 3.1 Adjacency Lists

### 3.2 Adjacency Matrices

### 3.3 Incidence Matrices

### 3.4 Isomorphism of Graphs

## 4. Connectivity

### 4.1 Paths

### 4.2 Connectedness in Undirected Graphs

### 4.3 Connectedness in Directed Graphs

### 4.4 Counting Paths between Vertices

## 5. Euler and Hamiltonian Graphs

### 5.1 Euler Paths and Circuits

### 5.2 Hamilton Paths and Circuits

### 5.3 Applications of Hamilton Circuits



## Representation of graphs: adjacency matrices

### Definition

Suppose that  $G = (V, E)$  is a simple graph where  $|V| = n$ . Arbitrarily list the vertices of  $G$  as  $v_1, v_2, \dots, v_n$ . The *adjacency matrix*  $A_G$  of  $G$ , with respect to the listing of vertices, is the  $n \times n$  zero-one matrix with 1 as its  $(i, j)$ -th entry when  $v_i$  and  $v_j$  are adjacent, and 0 as its  $(i, j)$ -th entry when they are not adjacent.

In other words, if the graph adjacency matrix is  $A_G = [a_{ij}]$ , then

$$a_{ij} = \begin{cases} 1 & \text{if } \{v_i, v_j\} \text{ is an edge of } G \\ 0 & \text{otherwise} \end{cases}$$

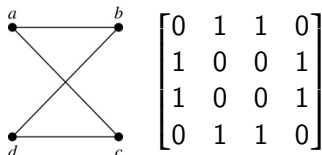
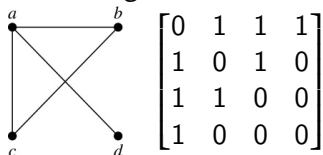
Note: matrix  $A$  is symmetric for undirected graphs

## Adjacency matrices

When a graph is *sparse*, that is, it has few edges relatively to the total number of possible edges, it is much more efficient to represent the graph using an *adjacency list* than an adjacency matrix. But for a *dense* graph, which includes a high percentage of possible edges, an *adjacency matrix* is preferable.

### Example

The ordering of vertices is *a, b, c, d*.



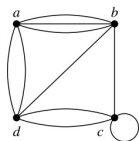
**Note** : The adjacency matrix of a simple (undirected) graph is symmetric, i.e.,  $a_{ij} = a_{ji}$ . Also, since there are no loops, the main diagonal contains only zeros, i.e.  $a_{ij} = 0$  for all  $i$ .

## Adjacency matrices

- 1 Adjacency matrices can also be used to represent graphs with loops and multiple edges.
- 2 A loop at the vertex  $v_i$  is represented by a 1 at the  $(i, i)$ -th position of the matrix.
- 3 When multiple edges connect the same pair of vertices  $v_i$  and  $v_j$ , ( or if multiple loops are present at the same vertex), the  $(i, j)$ -th entry equals the number of edges connecting the pair of vertices.

### Example

We give the adjacency matrix of the pseudograph shown here using the ordering of vertices  $a, b, c, d$ .



$$\begin{bmatrix} 0 & 3 & 0 & 2 \\ 3 & 0 & 1 & 1 \\ 0 & 1 & 1 & 2 \\ 2 & 1 & 2 & 0 \end{bmatrix}$$

## Adjacency matrices

Adjacency matrices can also be used to represent directed graphs. The matrix for a directed graph  $G = (V, E)$  has a 1 in its  $(i, j)$ -th position if there is an edge from  $v_i$  to  $v_j$ , where  $v_1, v_2, \dots, v_n$  is a list of the vertices.

- 1 In other words, if the graph adjacency matrix is  $A_G = [a_{ij}]$ , then:

$$a_{ij} = \begin{cases} 1 & \text{if } (v_i, v_j) \text{ is an edge of } G \\ 0 & \text{otherwise} \end{cases}$$

- 2 The adjacency matrix for a directed graph does not have to be symmetric, because there may not be an edge from  $v_i$  to  $v_j$ , when there is an edge from  $v_j$  to  $v_i$ .
- 3 To represent directed multigraphs, the value of  $a_{ij}$  is the number of edges connecting  $v_i$  to  $v_j$ .

# Plan for Chapter 10

## 1. Graphs and Graph Models

### 1.1 Introduction to Graphs

### 1.2 Graph Models

## 2. Graph Terminology and Special Types of Graphs

### 2.1 Basic Terminology

### 2.2 Some Special Types of Graphs

### 2.3 Bipartite Graphs

### 2.4 New Graphs from Old

## 3. Representing Graphs and Graph Isomorphism

### 3.1 Adjacency Lists

### 3.2 Adjacency Matrices

### 3.3 Incidence Matrices

### 3.4 Isomorphism of Graphs

## 4. Connectivity

### 4.1 Paths

### 4.2 Connectedness in Undirected Graphs

### 4.3 Connectedness in Directed Graphs

### 4.4 Counting Paths between Vertices

## 5. Euler and Hamiltonian Graphs

### 5.1 Euler Paths and Circuits

### 5.2 Hamilton Paths and Circuits

### 5.3 Applications of Hamilton Circuits

# Representation of graphs: incidence matrices

## Definition

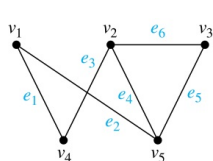
Let  $G = (V, E)$  be an undirected graph with vertices where  $v_1, v_2, \dots, v_n$  and edges  $e_1, e_2, \dots, e_m$ . The **incidence matrix** with respect to the ordering of  $V$  and  $E$  is the  $n \times m$  matrix  $M = [m_{ij}]$ , where:

$$m_{ij} = \begin{cases} 1 & \text{where edge } e_j \text{ is incident with } v_i \\ 0 & \text{otherwise} \end{cases}$$

# Incidence matrices

## Example

### Simple Graph and Incidence Matrix

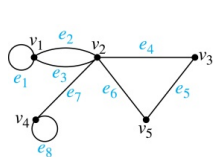


$$\begin{bmatrix} 1 & 1 & 0 & 0 & 0 & 0 \\ 0 & 0 & 1 & 1 & 0 & 1 \\ 0 & 0 & 0 & 0 & 1 & 1 \\ 1 & 0 & 1 & 0 & 0 & 0 \\ 0 & 1 & 0 & 1 & 1 & 0 \end{bmatrix}$$

The rows going from top to bottom represent  $v_1$  through  $v_5$  and the columns going from left to right represent  $e_1$  through  $e_6$ .

## Example

### Pseudograph and Incidence Matrix



$$\begin{bmatrix} 1 & 1 & 1 & 0 & 0 & 0 & 0 & 0 \\ 0 & 1 & 1 & 1 & 0 & 1 & 1 & 0 \\ 0 & 0 & 0 & 1 & 1 & 0 & 0 & 0 \\ 0 & 0 & 0 & 0 & 0 & 0 & 1 & 1 \\ 0 & 0 & 0 & 0 & 1 & 1 & 0 & 0 \end{bmatrix}$$

The rows going from top to bottom represent  $v_1$  through  $v_5$  and the columns going from left to right represent  $e_1$  through  $e_8$ .

# Plan for Chapter 10

## 1. Graphs and Graph Models

### 1.1 Introduction to Graphs

### 1.2 Graph Models

## 2. Graph Terminology and Special Types of Graphs

### 2.1 Basic Terminology

### 2.2 Some Special Types of Graphs

### 2.3 Bipartite Graphs

### 2.4 New Graphs from Old

## 3. Representing Graphs and Graph Isomorphism

### 3.1 Adjacency Lists

### 3.2 Adjacency Matrices

### 3.3 Incidence Matrices

### 3.4 Isomorphism of Graphs

## 4. Connectivity

### 4.1 Paths

### 4.2 Connectedness in Undirected Graphs

### 4.3 Connectedness in Directed Graphs

### 4.4 Counting Paths between Vertices

## 5. Euler and Hamiltonian Graphs

### 5.1 Euler Paths and Circuits

### 5.2 Hamilton Paths and Circuits

### 5.3 Applications of Hamilton Circuits



# Isomorphism of graphs

## Definition

The simple graphs  $G_1 = (V_1, E_1)$  and  $G_2 = (V_2, E_2)$  are *isomorphic* if there is a *bijective* (one-to-one and onto) function  $f$  from  $V_1$  to  $V_2$  with the property that  $a$  and  $b$  are adjacent in  $G_1$  if and only if  $f(a)$  and  $f(b)$  are adjacent in  $G_2$ , for all  $a$  and  $b$  in  $V_1$ .

Such a function  $f$  is called an isomorphism. Two simple graphs that are not isomorphic are called *non-isomorphic*.

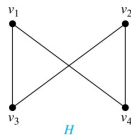
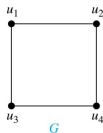
# Isomorphism of graphs

## Example

Show that the graphs  $G = (V, E)$  and  $H = (W, F)$  are isomorphic.

### Solution:

- 1 The function  $f$  with  $f(u_1) = v_1$ ,  $f(u_2) = v_4$ ,  $f(u_3) = v_3$ , and  $f(u_4) = v_2$  is a one-to-one correspondence between  $V$  and  $W$ .
- 2 Note that adjacent vertices in  $G$  are  $u_1$  and  $u_2$ ,  $u_1$  and  $u_3$ ,  $u_2$  and  $u_4$ , and  $u_3$  and  $u_4$ .
- 3 Each of the pairs  $f(u_1) = v_1$  and  $f(u_2) = v_4$ ,  $f(u_1) = v_1$  and  $f(u_3) = v_3$ ,  $f(u_2) = v_4$  and  $f(u_4) = v_2$ , and  $f(u_3) = v_3$  and  $f(u_4) = v_2$  consists of two adjacent vertices in  $H$ .



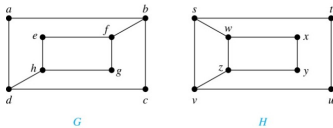
# Isomorphism of graphs

- ① It is difficult to determine whether two simple graphs are isomorphic using brute force because there are  $n!$  possible one-to-one correspondences between the vertex sets of two simple graphs with  $n$  vertices.
- ② The best algorithms for determining whether two graphs are isomorphic have **exponential worst case complexity** in terms of the number of vertices of the graphs.
- ③ Sometimes it is not hard to show that two graphs are not isomorphic. We can do so by finding a property, preserved by isomorphism, that only one of the two graphs has. Such a property is called *graph invariant*.
- ④ There are many different useful graph invariants that can be used to distinguish non-isomorphic graphs, such as the number of vertices, number of edges, and degree sequence (list of the degrees of the vertices in non-increasing order). We will encounter others in later sections of this chapter.

# Isomorphism of graphs

## Example

Determine whether these two graphs are isomorphic.



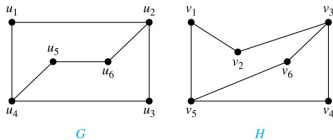
## Solution:

- 1 Both graphs have eight vertices and ten edges.
- 2 They also both have four vertices of degree two and four of degree three.
- 3 However,  $G$  and  $H$  are not isomorphic...
- 4 Note that since  $\deg(a) = 2$  in  $G$ ,  $a$  must correspond to  $t, u, x$ , or  $y$  in  $H$ , because these are the vertices of degree 2.
- 5 But each of these vertices is adjacent to another vertex of degree two in  $H$ , which is not true for  $a$  in  $G$ .

# Isomorphism of graphs

## Example

Determine whether these two graphs are isomorphic.



## Solution:

- 1 Both graphs have six vertices and seven edges.
- 2 They also both have four vertices of degree two and two of degree three.
- 3 The subgraphs of  $G$  and  $H$  consisting of all the vertices of degree two and the edges connecting them are isomorphic. So, it is reasonable to try to find an isomorphism  $f$ .
- 4 We define an injection  $f$  from the vertices of  $G$  to the vertices of  $H$  that preserves the degree of vertices. We will determine whether it is an isomorphism.
- 5 The function  $f$  with  $f(u_1) = v_6$ ,  $f(u_2) = v_3$ ,  $f(u_3) = v_4$ , and  $f(u_4) = v_5$ ,  $f(u_5) = v_1$ , and  $f(u_6) = v_2$  is a one-to-one correspondence between  $G$  and  $H$ .
- 6 Showing that this correspondence preserves edges is straightforward, so we will omit the details here.
- 7 Because  $f$  is an isomorphism, it follows that  $G$  and  $H$  are isomorphic graphs.

*See the text for an illustration of how adjacency matrices can be used for this verification.*

# Algorithms for graph isomorphism

- ① The best algorithms known for determining whether two graphs are isomorphic have **exponential worst-case time complexity** (in the number of vertices of the graphs).
- ② However, there are algorithms with **linear average-case time complexity**.
- ③ You can use a public domain program called NAUTY to determine in less than a second whether two graphs with as many as 100 vertices are isomorphic.
- ④ Graph isomorphism is a problem of special interest because it is one of a few NP problems not known to be either tractable or NP-complete.

# Applications of graph isomorphism

The question whether graphs are isomorphic plays an important role in applications of graph theory.

## Example

Chemists use **molecular graphs** to model chemical compounds. Vertices represent atoms and edges represent chemical bonds. When a new compound is synthesized, a database of molecular graphs is checked to determine whether the graph representing the new compound is isomorphic to the graph of a compound that is already known.

## Example

**Electronic circuits** are modeled as graphs in which the vertices represent components and the edges represent connections between them. Graph isomorphism is the basis for:

- 1 the verification that a particular layout of a circuit corresponds to the design's original schematics.
- 2 determining whether a chip from one vendor includes the intellectual property of another vendor.

# Plan for Chapter 10

## 1. Graphs and Graph Models

### 1.1 Introduction to Graphs

### 1.2 Graph Models

## 2. Graph Terminology and Special Types of Graphs

### 2.1 Basic Terminology

### 2.2 Some Special Types of Graphs

### 2.3 Bipartite Graphs

### 2.4 New Graphs from Old

## 3. Representing Graphs and Graph Isomorphism

### 3.1 Adjacency Lists

### 3.2 Adjacency Matrices

### 3.3 Incidence Matrices

### 3.4 Isomorphism of Graphs

## 4. Connectivity

### 4.1 Paths

### 4.2 Connectedness in Undirected Graphs

### 4.3 Connectedness in Directed Graphs

### 4.4 Counting Paths between Vertices

## 5. Euler and Hamiltonian Graphs

### 5.1 Euler Paths and Circuits

### 5.2 Hamilton Paths and Circuits

### 5.3 Applications of Hamilton Circuits



# Plan for Chapter 10

## 1. Graphs and Graph Models

### 1.1 Introduction to Graphs

### 1.2 Graph Models

## 2. Graph Terminology and Special Types of Graphs

### 2.1 Basic Terminology

### 2.2 Some Special Types of Graphs

### 2.3 Bipartite Graphs

### 2.4 New Graphs from Old

## 3. Representing Graphs and Graph Isomorphism

### 3.1 Adjacency Lists

### 3.2 Adjacency Matrices

### 3.3 Incidence Matrices

### 3.4 Isomorphism of Graphs

## 4. Connectivity

### 4.1 Paths

### 4.2 Connectedness in Undirected Graphs

### 4.3 Connectedness in Directed Graphs

### 4.4 Counting Paths between Vertices

## 5. Euler and Hamiltonian Graphs

### 5.1 Euler Paths and Circuits

### 5.2 Hamilton Paths and Circuits

### 5.3 Applications of Hamilton Circuits

# Paths

**Informal definition:** A *path* is a sequence of edges that begins at a vertex of a graph and travels from vertex to vertex along edges of the graph. As the path travels along its edges, it visits the vertices along this path, that is, the endpoints of these.

**Applications:** Numerous problems can be modeled with paths formed by traveling along edges of graphs such as:

- ① determining whether a message can be sent between two computers.
- ② efficiently planning routes for mail delivery.

# Paths

## Definition

Let  $n$  be a non-negative integer and  $G$  an undirected graph. A *path* of *length*  $n$  from  $u$  to  $v$  in  $G$  is a sequence of  $n$  edges  $e_1, \dots, e_n$  of  $G$  for which there exists a sequence  $x_0 = u, x_1, \dots, x_{n-1}, x_n = v$  of vertices such that  $e_i$  has, for  $i = 1, \dots, n$ , the endpoints  $x_{i-1}$  and  $x_i$ .

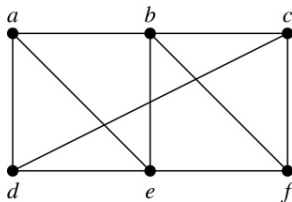
- 1 When the graph is simple, one can denote this path by its vertex sequence  $x_0 \dots, x_n$  (since listing the vertices uniquely determines the path).
- 2 The path is a *circuit* if it begins and ends at the same vertex ( $u = v$ ) and has length greater than zero.
- 3 The path is said to *pass through* the vertices  $x_1, x_2, \dots, x_{n-1}$  and *traverse* the edges  $e_1, \dots, e_n$ .
- 4 A path is *simple* if it does not contain the same **edge** more than once.

This terminology is readily extended to directed graphs.

# Paths

## Example

In the simple graph here:



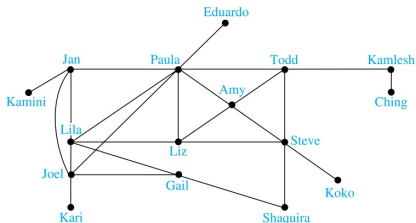
- 1  $a, d, c, f, e$  is a simple path of length 4.
- 2  $d, e, c, a$  is not a path because  $e$  is not connected to  $c$ .
- 3  $b, c, f, e, b$  is a circuit of length 4.
- 4  $a, b, e, d, a, b$  is a path of length 5, but it is not a simple path.

# Degrees of separation

## Example (paths in acquaintanceship graphs)

In an acquaintanceship graph there is a path between two people if there is a chain of people linking these people, where two people adjacent in the chain know one another.

In this graph there is a chain of six people linking Kamini and Ching.



Some have speculated that almost every pair of people in the world are linked by a small chain of no more than six, or maybe even, five people. The play *Six Degrees of Separation* by John Guare is based on this notion.

# Erdős numbers (*continued*)



Paul Erdős

## Example (Erdős numbers)

In a collaboration graph, two people  $a$  and  $b$  are **connected by a path** when there is a sequence of people starting with  $a$  and ending with  $b$  such that the endpoints of each edge in the path are people who have collaborated.

- 1 In the **academic collaboration graph** of people who have written papers in mathematics, the **Erdős number** of a person  $m$  is the length of the shortest path between  $m$  and the prolific mathematician Paul Erdős.
- 2 To learn more about Erdős numbers, visit <http://www.ams.org/mathscinet/collaborationDistance.html>

**TABLE 1** The Number of Mathematicians with a Given Erdős Number (as of early 2006).

Erdős Number	Number of People
0	1
1	504
2	6,593
3	33,605
4	83,642
5	87,760
6	40,014
7	11,591
8	3,146
9	819
10	244
11	68
12	23
13	5

# Plan for Chapter 10

## 1. Graphs and Graph Models

### 1.1 Introduction to Graphs

### 1.2 Graph Models

## 2. Graph Terminology and Special Types of Graphs

### 2.1 Basic Terminology

### 2.2 Some Special Types of Graphs

### 2.3 Bipartite Graphs

### 2.4 New Graphs from Old

## 3. Representing Graphs and Graph Isomorphism

### 3.1 Adjacency Lists

### 3.2 Adjacency Matrices

### 3.3 Incidence Matrices

### 3.4 Isomorphism of Graphs

## 4. Connectivity

### 4.1 Paths

### 4.2 Connectedness in Undirected Graphs

### 4.3 Connectedness in Directed Graphs

### 4.4 Counting Paths between Vertices

## 5. Euler and Hamiltonian Graphs

### 5.1 Euler Paths and Circuits

### 5.2 Hamilton Paths and Circuits

### 5.3 Applications of Hamilton Circuits

# Connectedness in undirected graphs

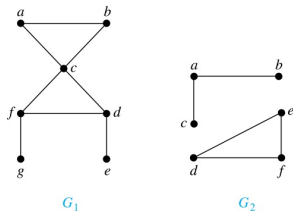
## Definition

An undirected graph is called *connected* if there is a path between every pair of vertices.

An undirected graph that is not *connected* is called *disconnected*. We say that we *disconnect* a graph when we remove vertices or edges, or both, to produce a disconnected subgraph.

## Example

$G_1$  is connected because there is a path between any pair of its vertices, as can be easily seen. However  $G_2$  is not connected because there is no path between vertices  $a$  and  $f$ , for example.





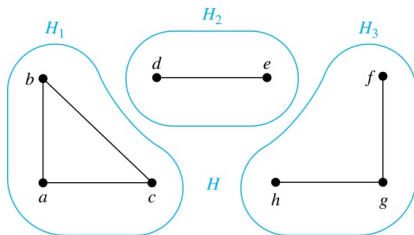
# Connected components

## Definition

A **connected component** of a graph  $G$  is a **maximal connected subgraph** of  $G$  (a connected subgraph that is not a proper subgraph of another connected subgraph of  $G$ ). A graph  $G$  that is not connected has two or more connected components that are disjoint and have  $G$  as their union.

## Example

The graph  $H$  is the union of three disjoint subgraphs  $H_1$ ,  $H_2$ , and  $H_3$ , none of which are proper subgraphs of a larger connected subgraph of  $G$ . These three subgraphs are the connected components of  $H$ .



# Plan for Chapter 10

## 1. Graphs and Graph Models

### 1.1 Introduction to Graphs

### 1.2 Graph Models

## 2. Graph Terminology and Special Types of Graphs

### 2.1 Basic Terminology

### 2.2 Some Special Types of Graphs

### 2.3 Bipartite Graphs

### 2.4 New Graphs from Old

## 3. Representing Graphs and Graph Isomorphism

### 3.1 Adjacency Lists

### 3.2 Adjacency Matrices

### 3.3 Incidence Matrices

### 3.4 Isomorphism of Graphs

## 4. Connectivity

### 4.1 Paths

### 4.2 Connectedness in Undirected Graphs

### 4.3 Connectedness in Directed Graphs

### 4.4 Counting Paths between Vertices

## 5. Euler and Hamiltonian Graphs

### 5.1 Euler Paths and Circuits

### 5.2 Hamilton Paths and Circuits

### 5.3 Applications of Hamilton Circuits

# Connectedness in directed graphs

## Definition

A directed graph is *strongly connected* if there is a path from  $a$  to  $b$  and a path from  $b$  to  $a$  whenever  $a$  and  $b$  are vertices in the graph.

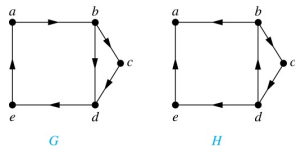
## Definition

A directed graph is *weakly connected* if there is a path between every two vertices in the underlying undirected graph, which is the undirected graph obtained by ignoring the directions of the edges of the directed graph.

# Connectedness in directed graphs

## Example

$G$  is strongly connected because there is a path between any two vertices in the directed graph. Hence,  $G$  is also weakly connected. The graph  $H$  is not strongly connected, since there is no directed path from  $a$  to  $b$ , but it is weakly connected.



## Definition

The subgraphs of a directed graph  $G$  that are strongly connected but not contained in larger strongly connected subgraphs, that is, the **maximal strongly connected subgraphs**, are called the **strongly connected components** or *strong components* of  $G$ .

## Example (continued from the above Example)

The graph  $H$  has three strongly connected components, consisting of the vertex  $a$ ; the vertex  $e$ ; and the subgraph consisting of the vertices  $b, c, d$  and edges  $(b, c)$ ,  $(c, d)$ , and  $(d, b)$ .

# The connected components of the Web graph

- 1 Recall that at any particular instant the **Web graph** provides a **snapshot of the web**, where vertices represent web pages and edges represent links. According to a 1999 study, the Web graph at that time had over 200 million vertices and over 1.5 billion edges. (The numbers today are several orders of magnitude larger.)
- 2 The underlying undirected graph of this **Web graph** has a **connected component that includes approximately 90 % of the vertices.**
- 3 There is a *giant strongly connected component* (GSCC) consisting of more than 53 million vertices. A Web page in this component can be reached by following links starting in any other page of the component. There are three other categories of pages with each having about 44 million vertices:
  - a pages that can be reached from a page in the GSCC, but do not link back.
  - b pages that link back to the GSCC, but can not be reached by following links from pages in the GSCC.
  - c pages that cannot reach pages in the GSCC and can not be reached from pages in the GSCC.

# Plan for Chapter 10

## 1. Graphs and Graph Models

### 1.1 Introduction to Graphs

### 1.2 Graph Models

## 2. Graph Terminology and Special Types of Graphs

### 2.1 Basic Terminology

### 2.2 Some Special Types of Graphs

### 2.3 Bipartite Graphs

### 2.4 New Graphs from Old

## 3. Representing Graphs and Graph Isomorphism

### 3.1 Adjacency Lists

### 3.2 Adjacency Matrices

### 3.3 Incidence Matrices

### 3.4 Isomorphism of Graphs

## 4. Connectivity

### 4.1 Paths

### 4.2 Connectedness in Undirected Graphs

### 4.3 Connectedness in Directed Graphs

### 4.4 Counting Paths between Vertices

## 5. Euler and Hamiltonian Graphs

### 5.1 Euler Paths and Circuits

### 5.2 Hamilton Paths and Circuits

### 5.3 Applications of Hamilton Circuits

## Counting paths between vertices

We can use the adjacency matrix of a graph to find the number of paths between two vertices in the graph.

### Theorem

Let  $G$  be a graph with adjacency matrix  $A$  with respect to the ordering  $v_1, \dots, v_n$  of vertices (with directed or undirected edges, multiple edges and loops allowed). The number of different paths of length  $r$  from  $v_i$  to  $v_j$ , where  $r > 0$  is a positive integer, equals the  $(i, j)$ -th entry of  $A^r$ .

### Proof by mathematical induction.

**Basis Step:** By definition of the adjacency matrix, the number of paths from  $v_i$  to  $v_j$  of length 1 is the  $(i, j)$ -th entry of  $A$ .

**Inductive Step:** For the inductive hypothesis, we assume that the  $(i, j)$ -th entry of  $A^r$  is the number of different paths of length  $r$  from  $v_i$  to  $v_j$ .

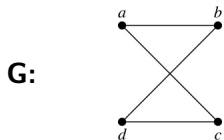
- 1 Because  $A^{r+1} = A^r A$ , the  $(i, j)$ -th entry of  $A^{r+1}$  equals  $b_{i1}a_{1j} + b_{i2}a_{2j} + \dots + b_{in}a_{nj}$ , where  $b_{ik}$  is the  $(i, k)$ -th entry of  $A^r$ . By the inductive hypothesis,  $b_{ik}$  is the number of paths of length  $r$  from  $v_i$  to  $v_k$ .
- 2 A path of length  $r + 1$  from  $v_i$  to  $v_j$  is made up of a path of length  $r$  from  $v_i$  to some  $v_k$ , and an edge from  $v_k$  to  $v_j$ . By the product rule for counting, the number of such paths is the product of the number of paths of length  $r$  from  $v_i$  to  $v_k$  ( i.e.,  $b_{ik}$  ) and the number of edges from from  $v_k$  to  $v_j$  ( i.e.,  $a_{kj}$  ). The sum over all possible intermediate vertices  $v_k$  is  $b_{i1}a_{1j} + b_{i2}a_{2j} + \dots + b_{in}a_{nj}$ .



# Counting paths between vertices

## Example

How many paths of length four are there from  $a$  to  $d$  in the graph  $G$ .



$$A = \begin{bmatrix} 0 & 1 & 1 & 0 \\ 1 & 0 & 0 & 1 \\ 1 & 0 & 0 & 1 \\ 0 & 1 & 1 & 0 \end{bmatrix} \text{ adjacency matrix of } G$$

## Solution:

The adjacency matrix of  $G$  (ordering the vertices as  $a, b, c, d$ ) is given above. Hence the number of paths of length four from  $a$  to  $d$  is the  $(1, 4)$ -th entry of  $A^4$ . The eight paths are:

$$A^4 = \begin{bmatrix} 8 & 0 & 0 & 8 \\ 0 & 8 & 8 & 0 \\ 0 & 8 & 8 & 0 \\ 8 & 0 & 0 & 8 \end{bmatrix}$$

①  $a, b, a, b, d$

②  $a, b, a, c, d$

③  $a, b, d, b, d$

④  $a, b, d, c, d$

⑤  $a, c, a, b, d$

⑥  $a, c, a, c, d$

⑦  $a, c, d, b, d$

⑧  $a, c, d, c, d$



# Plan for Chapter 10

## 1. Graphs and Graph Models

### 1.1 Introduction to Graphs

### 1.2 Graph Models

## 2. Graph Terminology and Special Types of Graphs

### 2.1 Basic Terminology

### 2.2 Some Special Types of Graphs

### 2.3 Bipartite Graphs

### 2.4 New Graphs from Old

## 3. Representing Graphs and Graph Isomorphism

### 3.1 Adjacency Lists

### 3.2 Adjacency Matrices

### 3.3 Incidence Matrices

### 3.4 Isomorphism of Graphs

## 4. Connectivity

### 4.1 Paths

### 4.2 Connectedness in Undirected Graphs

### 4.3 Connectedness in Directed Graphs

### 4.4 Counting Paths between Vertices

## 5. Euler and Hamiltonian Graphs

### 5.1 Euler Paths and Circuits

### 5.2 Hamilton Paths and Circuits

### 5.3 Applications of Hamilton Circuits

# Plan for Chapter 10

## 1. Graphs and Graph Models

### 1.1 Introduction to Graphs

### 1.2 Graph Models

## 2. Graph Terminology and Special Types of Graphs

### 2.1 Basic Terminology

### 2.2 Some Special Types of Graphs

### 2.3 Bipartite Graphs

### 2.4 New Graphs from Old

## 3. Representing Graphs and Graph Isomorphism

### 3.1 Adjacency Lists

### 3.2 Adjacency Matrices

### 3.3 Incidence Matrices

### 3.4 Isomorphism of Graphs

## 4. Connectivity

### 4.1 Paths

### 4.2 Connectedness in Undirected Graphs

### 4.3 Connectedness in Directed Graphs

### 4.4 Counting Paths between Vertices

## 5. Euler and Hamiltonian Graphs

### 5.1 Euler Paths and Circuits

### 5.2 Hamilton Paths and Circuits

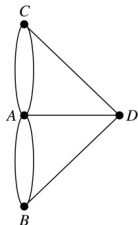
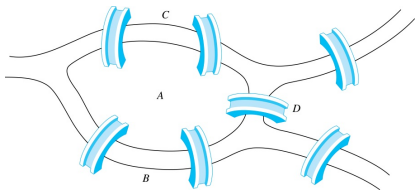
### 5.3 Applications of Hamilton Circuits

# Euler paths and circuits



Leonard Euler (1707  
- 1783)

- 1 The town of Königsberg was divided into four sections by the branches of the Pregel river. In the 18th century seven bridges connected these regions.
- 2 People wondered whether it was possible to follow a path that crosses each bridge exactly once and returns to the starting point.
- 3 The German-Russian mathematician Leonard Euler proved that no such path exists. This result is often considered to be the first theorem ever proved in graph theory.



**Multigraph  
Model of the  
Bridges of  
Königsberg**

**The 7 Bridges of Königsberg**

# Euler paths and circuits

## Definition

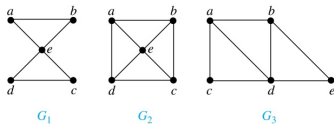
An **Euler circuit** in a graph  $G$  is a simple circuit containing every edge of  $G$ .

## Definition

An **Euler path** in  $G$  is a simple path containing every edge of  $G$ . (unlike an Euler circuit, an Euler path does not need to end at the same node)

## Example

Which of the undirected graphs  $G_1$ ,  $G_2$ , and  $G_3$  has a Euler circuit? Of those that do not, which has an Euler path?



## Solution:

- 1 The graph  $G_1$  has an Euler circuit (e.g.,  $a, e, c, d, e, b, a$ ).
- 2 But, as can easily be verified by inspection, neither  $G_2$  nor  $G_3$  has an Euler circuit.
- 3  $G_3$  has an Euler path (e.g.,  $a, c, d, e, b, d, a, b$ ), but there is no Euler path in  $G_2$ , which can be verified by inspection.

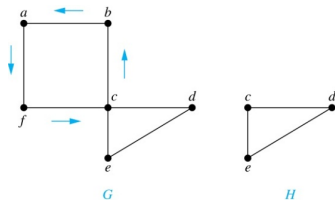
## Necessary conditions for Euler circuits and paths

- 1 An Euler circuit begins with a vertex  $a$  and continues with an edge incident with  $a$ , say  $\{a, b\}$ . The edge  $\{a, b\}$  contributes one to  $\deg(a)$ .
- 2 Each time the circuit passes through a vertex it contributes two to the vertex's degree.
- 3 Finally, the circuit terminates where it started, contributing one to  $\deg(a)$ . Therefore  $\deg(a)$  must be even.
- 4 We conclude that **if a graph has an Euler circuit then the degree of every vertex must be even** .
- 5 By the same reasoning, we see that the initial vertex and the final vertex of an Euler path have odd degree, while every other vertex has even degree. **if a graph has an Euler path (but not an Euler circuit) then exactly two of its vertices have an odd degree**.
- 6 In the next slide we will show that these necessary conditions are also sufficient conditions.

## Sufficient conditions for Euler circuits and paths

Suppose that  $G$  is a connected multigraph with  $\geq 2$  vertices, all of even degree. Let  $x_0 = a$  be a vertex of even degree. Choose an edge  $\{x_0, x_1\}$  incident with  $a$  and proceed to build a simple path  $\{x_0, x_1\}, \{x_1, x_2\}, \dots, \{x_{n-1}, x_n\}$  by adding edges one by one until another edge can not be added.

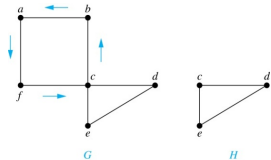
We illustrate this idea in the graph  $G$  here. We begin at  $a$  and choose the edges  $\{a, f\}$ ,  $\{f, c\}$ ,  $\{c, b\}$ , and  $\{b, a\}$  in succession.



- 1 The path begins at  $a$  with an edge of the form  $\{a, x\}$ ; we show that it must terminate at  $a$  with an edge of the form  $\{y, a\}$ . Since each vertex has an even degree, there must be an even number of edges incident with this vertex. Hence, every time we enter a vertex other than  $a$ , we can leave it. Therefore, the path can only end at  $a$ .
- 2 If all of the edges have been used, an Euler circuit has been constructed. Otherwise, consider the subgraph  $H$  obtained from  $G$  by deleting the edges already used.

In the example  $H$  consists of the vertices  $c, d, e$ .

## Sufficient conditions for Euler circuits and paths



- 3 Because  $G$  is connected,  $H$  must have at least one vertex in common with the circuit that has been deleted.

In the example, the vertex is  $c$ .

- 4 Every vertex in  $H$  must have even degree because all the vertices in  $G$  have even degree and for each vertex, pairs of edges incident with this vertex have been deleted. Beginning with the shared vertex construct a path ending in the same vertex (as was done before). Then splice this new circuit into the original circuit.

In the example, we end up with the circuit  $a, f, c, d, e, c, b, a$ .

- 5 Continue this process until all edges have been used. This produces an Euler circuit. Since every edge is included and no edge is included more than once.
- 6 Similar reasoning can be used to show that a graph with exactly two vertices of odd degree must have an Euler path connecting these two vertices of odd degree

## Algorithm for constructing an Euler circuits

In our proof we developed this algorithms for constructing a Euler circuit in a graph with no vertices of odd degree.

---

### Algorithm 1 Euler ( $G$ )

---

**Require:**  $G$ : a connected multigraph with all vertices of even degree

**Ensure:**  $circuit$ : an Euler circuit.

- 1:  $circuit \leftarrow$  a circuit in  $G$  beginning at an arbitrarily chosen vertex with edges successively added to form a path that returns to this vertex.
  - 2:  $H \leftarrow G$  with the edges of this circuit removed
  - 3: **while**  $H$  has edges **do**
  - 4:      $subcircuit \leftarrow$  a circuit in  $H$  beginning at a vertex in  $H$  that also is an endpoint of an edge in  $circuit$ .
  - 5:      $H \leftarrow H$  with edges of  $subcircuit$  and all isolated vertices removed
  - 6:      $circuit \leftarrow circuit$  with  $subcircuit$  inserted at the appropriate vertex
  - 7: **end while**
  - 8: **return**  $circuit$
-



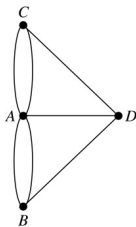
# Necessary and sufficient conditions for Euler circuits and paths

## Theorem

*A connected multigraph with at least two vertices has an Euler circuit if and only if each of its vertices has an even degree and has an Euler path if and only if it has exactly two vertices of odd degree.*

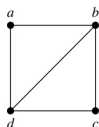
## Example

Two of the vertices in the multigraph model of the Königsberg bridge problem have odd degree. Hence, there is no Euler circuit in this multigraph and it is impossible to start at a given point, cross each bridge exactly once, and return to the starting point.

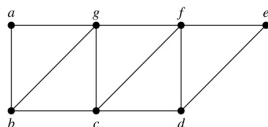


# Euler circuits and paths

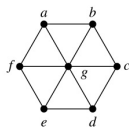
## Example



$G_1$



$G_2$



$G_3$

- $G_1$  contains exactly two vertices of odd degree ( $b$  and  $d$ ).  
Hence it has an Euler path, e.g.,  $d, a, b, c, d, b$ .
- $G_2$  has exactly two vertices of odd degree ( $b$  and  $d$ ).  
Hence it has an Euler path, e.g.,  $b, a, g, f, e, d, c, g, b, c, f, d$ .
- $G_3$  has six vertices of odd degree.  
Hence, it does not have an Euler path.

# Applications of Euler paths and circuits

Euler paths and circuits can be used to solve many practical problems such as finding a path or circuit that traverses each:

- 1 street in a neighborhood,
- 2 road in a transportation network,
- 3 connection in a utility grid,
- 4 link in a communications network.

Other applications are found in:

- 1 the layout of circuits,
- 2 network multicasting,
- 3 molecular biology, where Euler paths are used in the sequencing of DNA.

# Plan for Chapter 10

## 1. Graphs and Graph Models

### 1.1 Introduction to Graphs

### 1.2 Graph Models

## 2. Graph Terminology and Special Types of Graphs

### 2.1 Basic Terminology

### 2.2 Some Special Types of Graphs

### 2.3 Bipartite Graphs

### 2.4 New Graphs from Old

## 3. Representing Graphs and Graph Isomorphism

### 3.1 Adjacency Lists

### 3.2 Adjacency Matrices

### 3.3 Incidence Matrices

### 3.4 Isomorphism of Graphs

## 4. Connectivity

### 4.1 Paths

### 4.2 Connectedness in Undirected Graphs

### 4.3 Connectedness in Directed Graphs

### 4.4 Counting Paths between Vertices

## 5. Euler and Hamiltonian Graphs

### 5.1 Euler Paths and Circuits

### 5.2 Hamilton Paths and Circuits

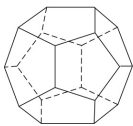
### 5.3 Applications of Hamilton Circuits

# Hamilton paths and circuits

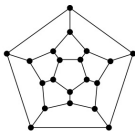


William Hamilton (1805 - 1865) Rowan

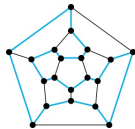
- 1 Euler paths and circuits contained every edge only once. Now we look at paths and circuits that contain every vertex exactly once.
- 2 William Hamilton invented the *Icosian puzzle* in 1857. It consisted of a wooden dodecahedron (with 12 regular pentagons as faces), illustrated in (a), with a peg at each vertex, labeled with the names of different cities. String was used to plot a circuit visiting 20 cities exactly once.



(a)



(b)



- 3 The graph form of the puzzle is given in (b).
- 4 The solution (a Hamilton circuit).

# Hamilton paths and circuits

## Definition

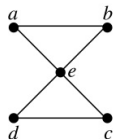
A simple path in a graph  $G$  that passes through every vertex exactly once is called a *Hamilton path*, and a simple circuit in a graph  $G$  that passes through every vertex exactly once is called a *Hamilton circuit*.

That is, a simple path  $x_0, x_1, \dots, x_{n-1}, x_n$  in the graph  $G = (V, E)$  is called a Hamilton path if  $V = \{x_0, x_1, \dots, x_{n-1}, x_n\}$  and  $x_i \neq x_j$  for  $0 \leq i < j \leq n$ , and the simple circuit  $x_0, x_1, \dots, x_{n-1}, x_n, x_0$  ( with  $n > 0$  ) is a Hamilton circuit if  $x_0, x_1, \dots, x_{n-1}, x_n$  is a Hamilton path.

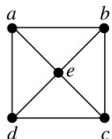
# Hamilton paths and circuits

## Example

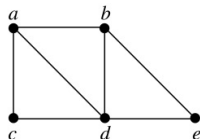
Which of these simple graphs has a Hamilton circuit or, if not, a Hamilton path?



$G_1$



$G_2$



$G_3$

## Solution:

- 1  $G_1$  has a Hamilton circuit:  $a, b, c, d, e, a$ .
- 2  $G_2$  does not have a Hamilton circuit (Why?), but does have a Hamilton path :  $a, b, c, d$ .
- 3  $G_3$  does not have a Hamilton circuit, or a Hamilton path. Why?

# Necessary conditions for Hamilton circuits



Gabriel Dirac (1925 - 1984)



Øysten Ore (1899 - 1968)

- 1 Unlike for an Euler circuit, no simple necessary and sufficient conditions are known for the existence of a Hamilton circuit.
- 2 However, there are some useful **sufficient conditions**. We describe two of these now.

## Theorem (Dirac's Theorem)

*If  $G$  is a simple graph with  $n \geq 3$  vertices such that the degree of every vertex in  $G$  is  $\geq n/2$ , then  $G$  has a Hamilton circuit.*

## Theorem (Ore's Theorem)

*If  $G$  is a simple graph with  $n \geq 3$  vertices such that  $\deg(u) + \deg(v) \geq n$  for every pair of nonadjacent vertices, then  $G$  has a Hamilton circuit.*



# Plan for Chapter 10

## 1. Graphs and Graph Models

### 1.1 Introduction to Graphs

### 1.2 Graph Models

## 2. Graph Terminology and Special Types of Graphs

### 2.1 Basic Terminology

### 2.2 Some Special Types of Graphs

### 2.3 Bipartite Graphs

### 2.4 New Graphs from Old

## 3. Representing Graphs and Graph Isomorphism

### 3.1 Adjacency Lists

### 3.2 Adjacency Matrices

### 3.3 Incidence Matrices

### 3.4 Isomorphism of Graphs

## 4. Connectivity

### 4.1 Paths

### 4.2 Connectedness in Undirected Graphs

### 4.3 Connectedness in Directed Graphs

### 4.4 Counting Paths between Vertices

## 5. Euler and Hamiltonian Graphs

### 5.1 Euler Paths and Circuits

### 5.2 Hamilton Paths and Circuits

### 5.3 Applications of Hamilton Circuits

## Applications of Hamilton paths and circuits

- 1 Applications that ask for a path or a circuit that visits each intersection of a city, each place where pipelines intersect in a utility grid, or each node in a communications network exactly once, can be solved by finding a Hamilton path in the appropriate graph.
- 2 The famous *traveling salesperson problem* (*TSP*) asks for the shortest route a traveling salesperson should take to visit a set of cities. This problem reduces to finding a Hamilton circuit such that the total sum of the weights of its edges is as small as possible.
- 3 A family of binary codes, known as *Gray codes*, which minimize the effect of transmission errors, correspond to Hamilton circuits in the  $n$ -cube  $Q_n$ .