

CS4442/9542b
Artificial Intelligence II
prof. Olga Veksler

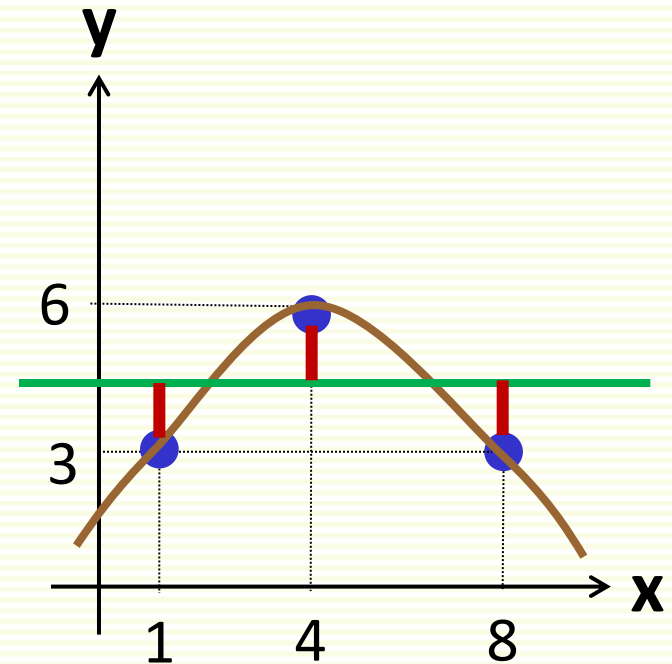
Lecture 7
Machine Learning
Validation
and
Cross-Validation

Outline

- Performance evaluation and model selection methods
 - validation
 - cross-validation
 - k-fold
 - Leave-one-out

Regression

- In this lecture, it's convenient to show examples in the context of regression
- In regression, labels y^i are continuous
- Classification/regression are solved very similarly
- Everything we have done so far transfers to regression with very minor changes
- Error: sum of distances from examples to the fitted model

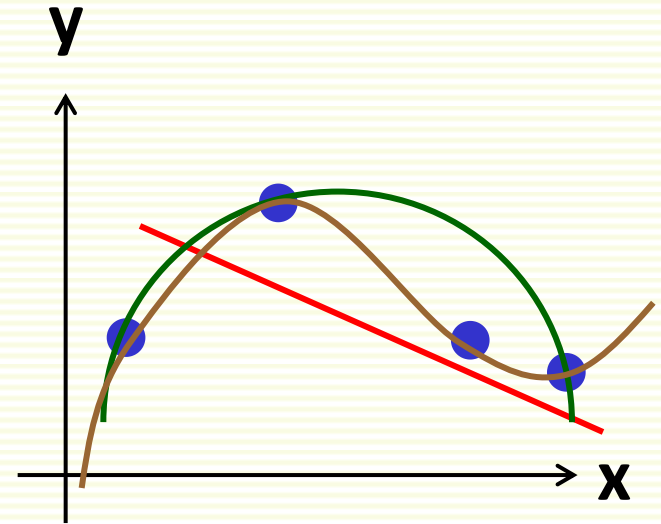


Training/Test Data Split

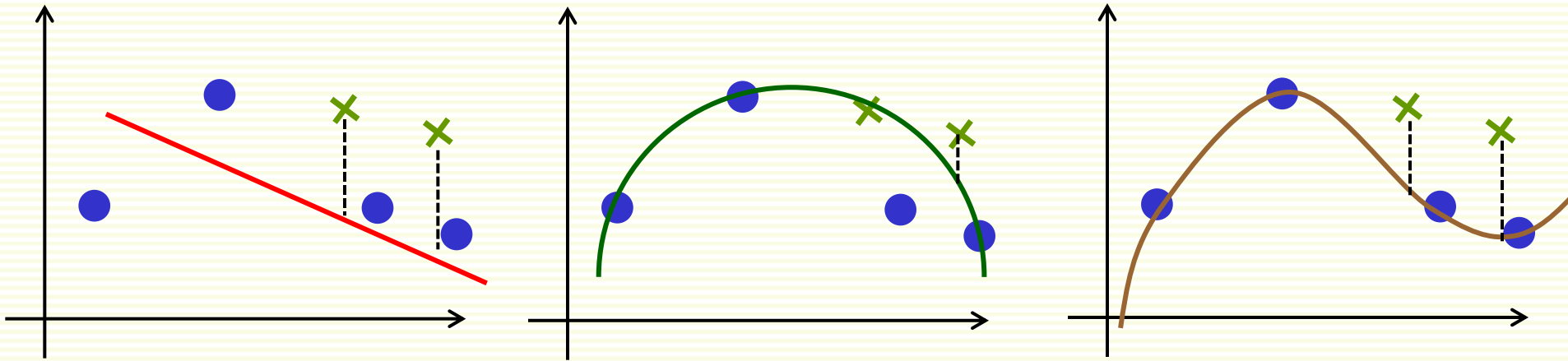
- Talked about splitting data in training/test sets
 - training data is used to fit parameters
 - test data is used to assess how classifier generalizes to new data
- What if classifier has “non-tunable” parameters?
 - a parameter is “non-tunable” if tuning (or training) it on the training data leads to overfitting
 - Examples:
 - k in k NN classifier
 - number of hidden units in MNN
 - number of hidden layers in MNN
 - etc...

Example of Overfitting

- Want to fit a polynomial machine $f(\mathbf{x}, \mathbf{w})$
- Instead of fixing polynomial degree, make it parameter \mathbf{d}
 - learning machine $f(\mathbf{x}, \mathbf{w}, \mathbf{d})$
- Consider just three choices for \mathbf{d}
 - degree 1
 - degree 2
 - degree 3
- Training error is a bad measure to choose \mathbf{d}
 - degree 3 is the best according to the training error, but overfits the data



Training/Test Data Split

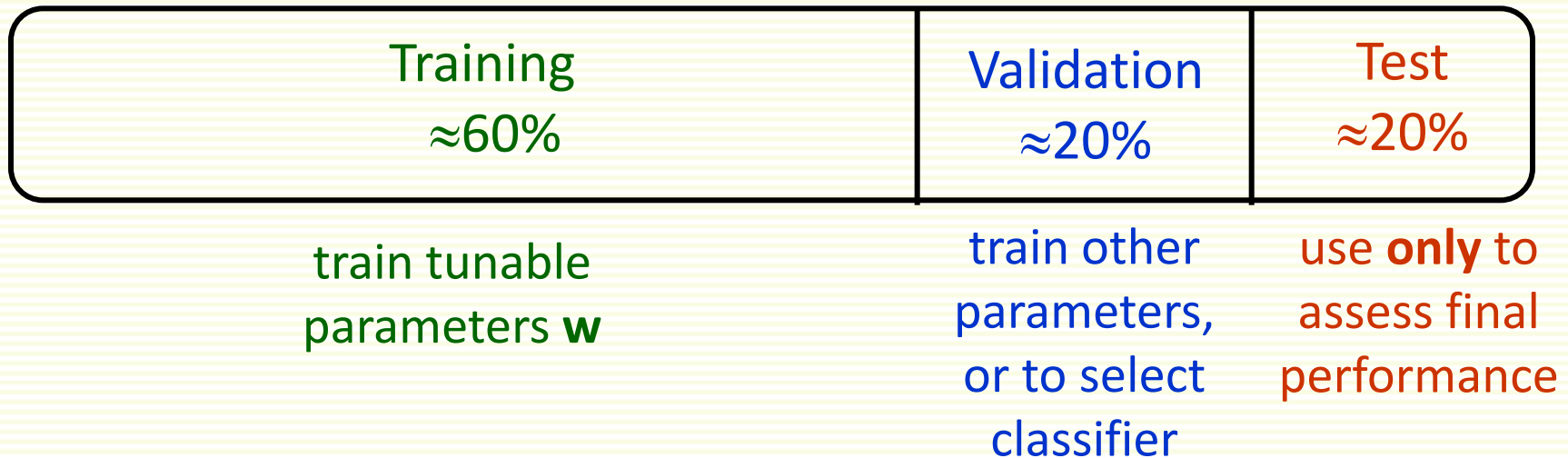


- What about test error? Seems appropriate
 - **degree 2** is the best model according to the test error
- Except what do we report as the test error now?
- Test error should be computed on data that was **not used for training at all**
- Here used “test” data for training, i.e. choosing model

Validation data

- Same question when choosing among several classifiers
 - our polynomial degree example can be looked at as choosing among 3 classifiers (degree 1, 2, or 3)
- Solution: split the labeled data into three parts

labeled data



Training/Validation/Test

labeled data

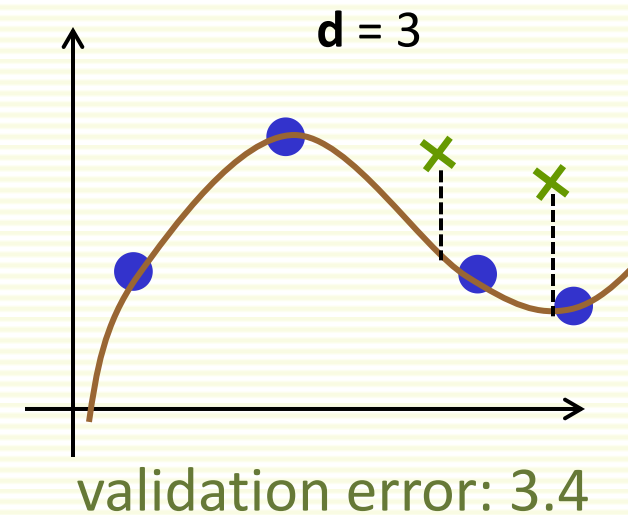
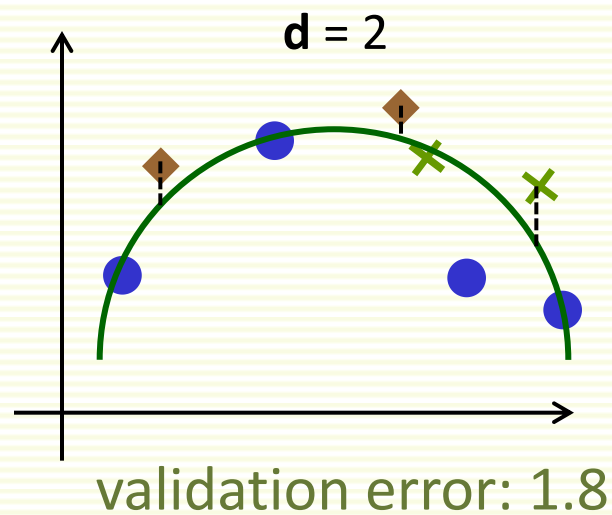
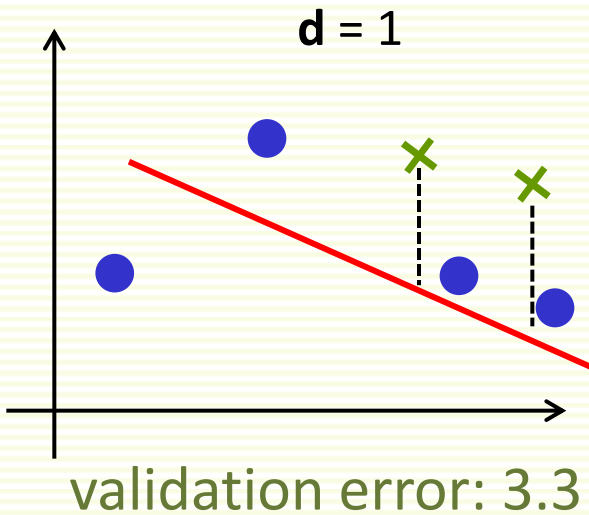


Training error: computed
on training examples

Validation error:
computed on
validation
examples

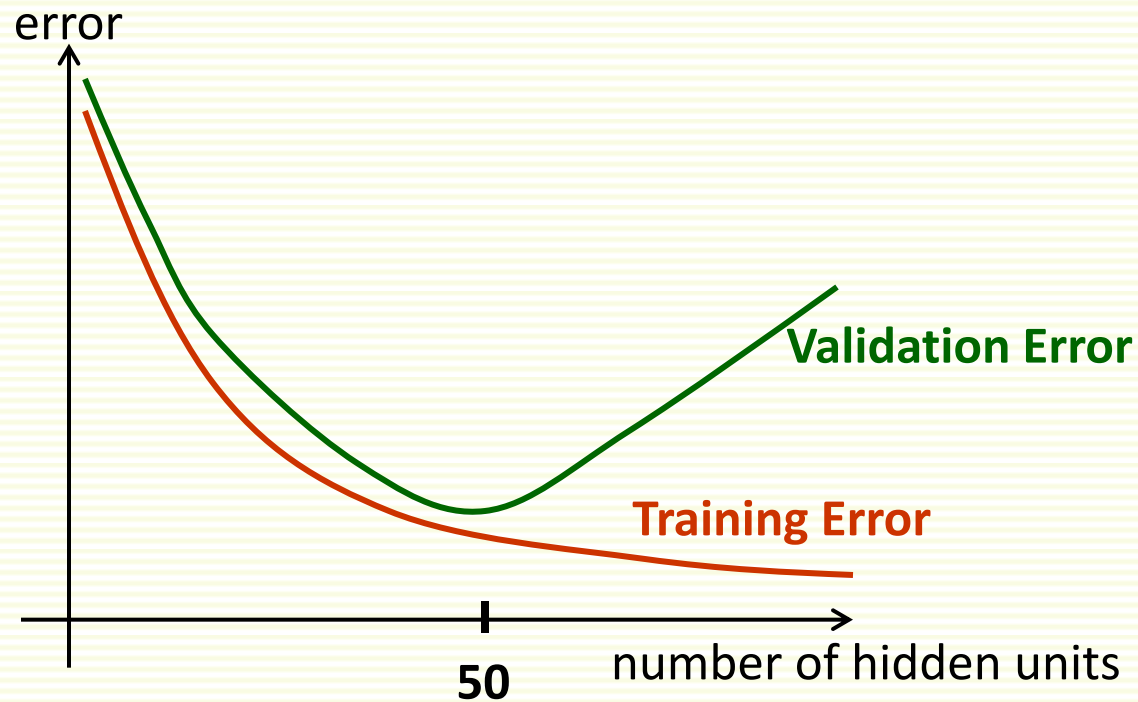
Test error:
computed on
test examples

Training/Validation/Test Data



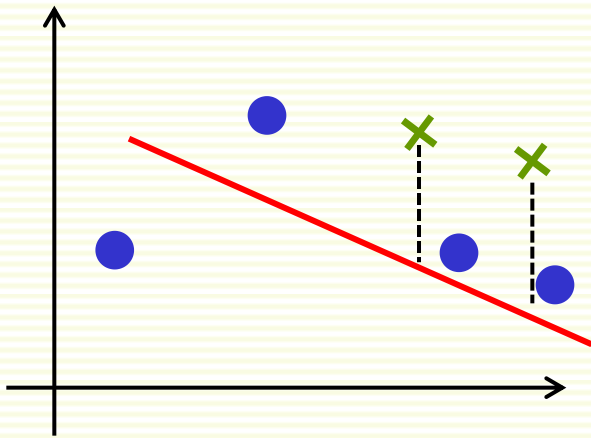
- Training Data
- Validation Data
 - $d = 2$ is chosen
- Test Data
 - 1.3 test error computed for $d = 2$

Choosing Parameters: Example



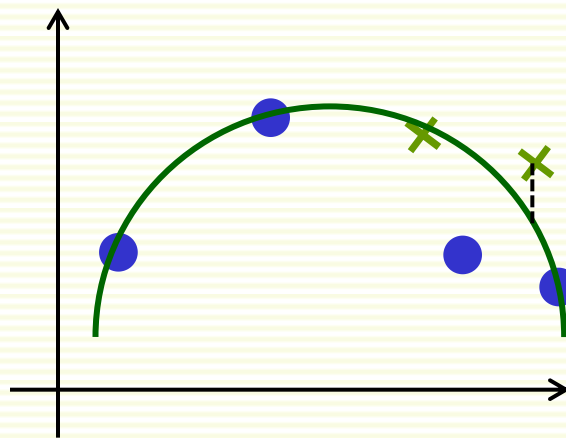
- Need to choose number of hidden units for a MNN
 - The more hidden units, the better can fit training data
 - But at some point we overfit the data

Diagnosing Underfitting/Overfitting



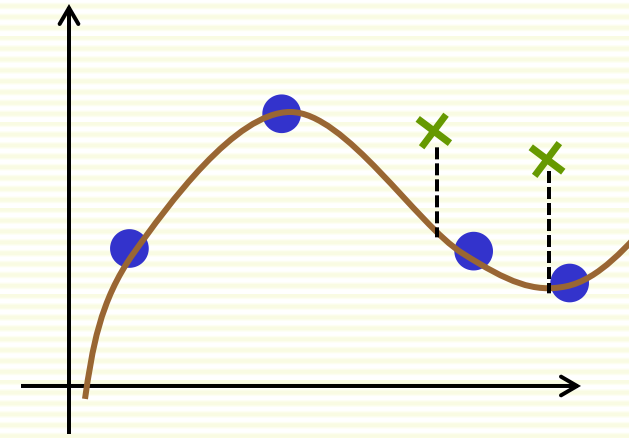
Underfitting

- large training error
- large validation error



Just Right

- small training error
- small validation error



Overfitting

- small training error
- large validation error

Fixing Underfitting/Overfitting

- Fixing Underfitting
 - getting more training examples will not help
 - get more features
 - try more complex classifier
 - if using MNN, try more hidden units
- Fixing Overfitting
 - getting more training examples might help
 - try smaller set of features
 - Try less complex classifier
 - If using MNN, try less hidden units

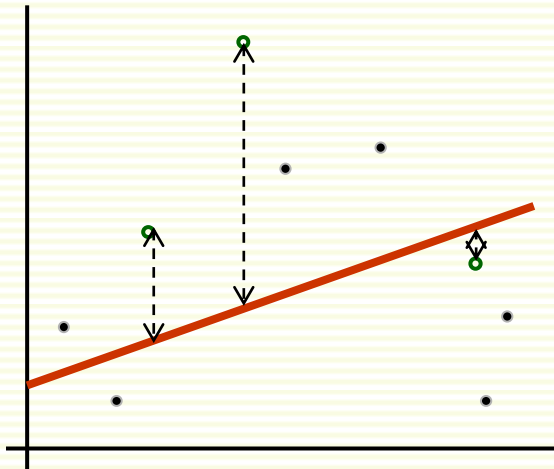
Train/Test/Validation Method

- Good news
 - Very simple
- Bad news:
 - Wastes data
 - in general, the more data we have, the better are the estimated parameters
 - we estimate parameters on 40% less data, since 20% removed for test and 20% for validation data
 - If we have a small dataset our validation set might just be lucky or unlucky

Small Dataset

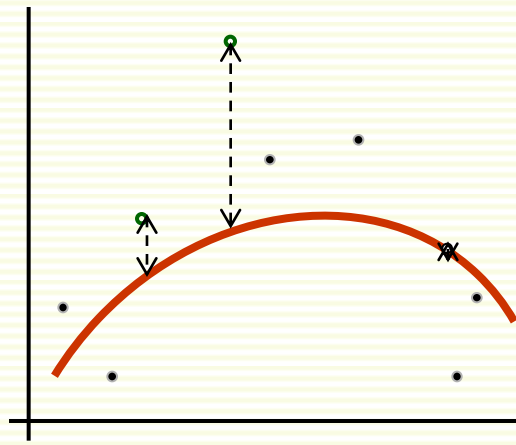
- “Unlucky” validation set:

Linear Model:



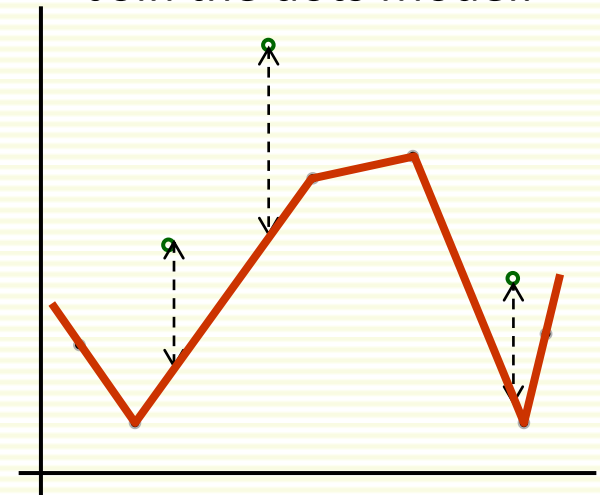
Mean Squared Error = 2.4

Quadratic Model:



Mean Squared Error = 0.9

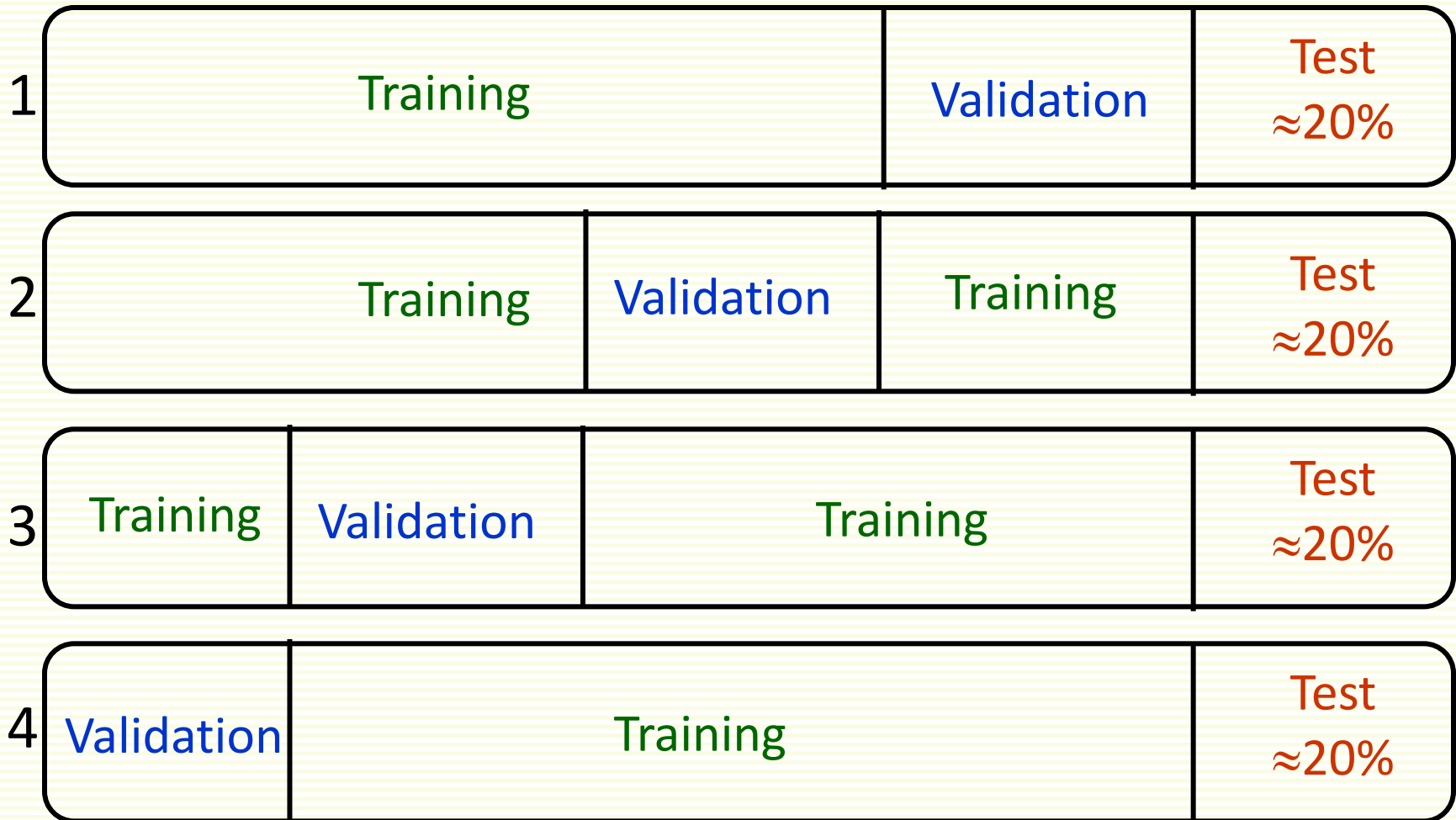
Join the dots Model:



Mean Squared Error = 2.2

Cross Validation

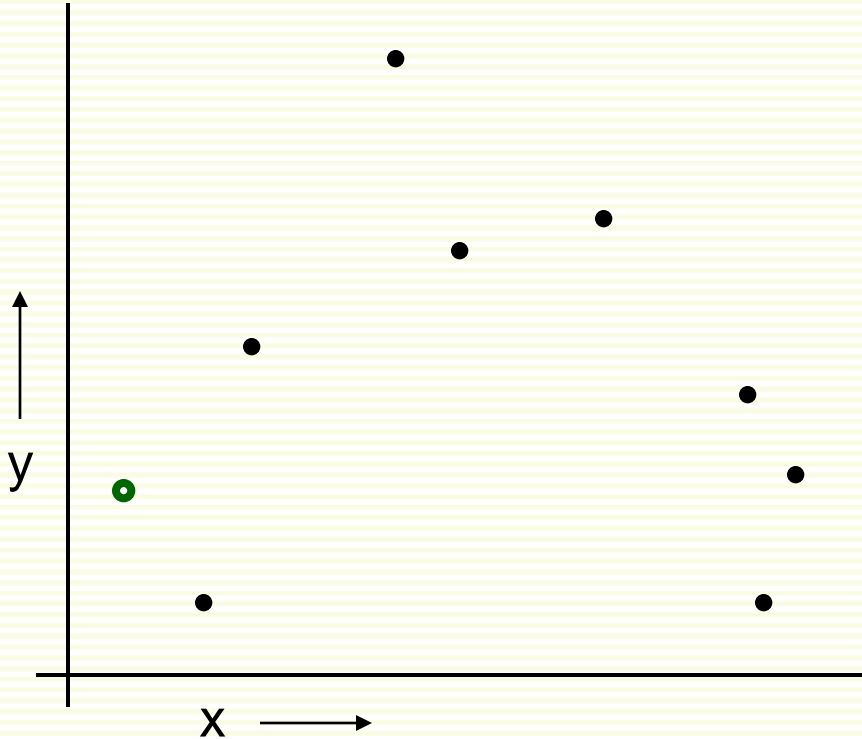
- Create multiple splits of training/validation
- Average results over splits



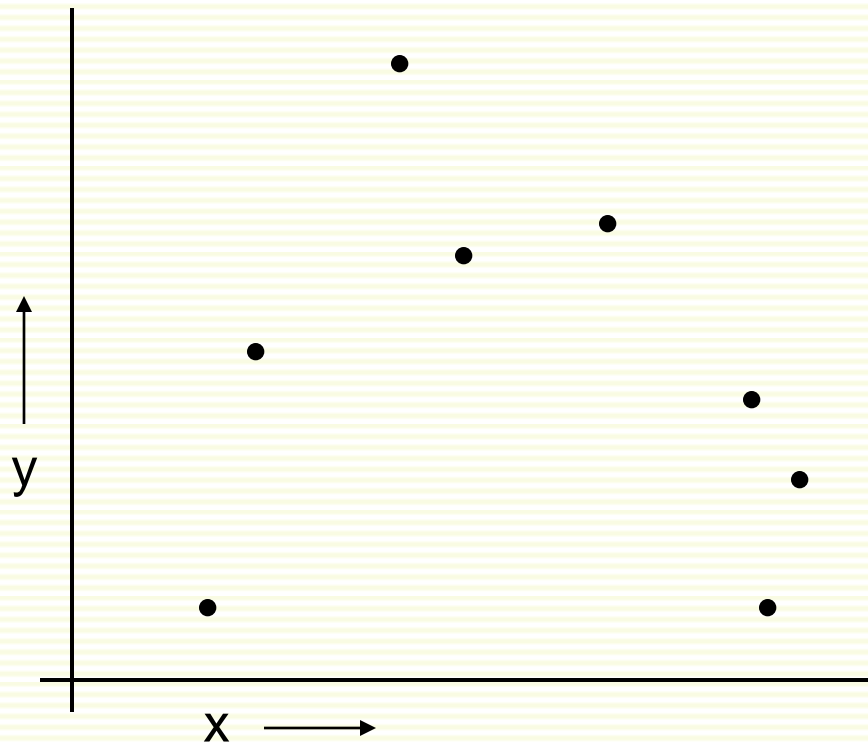
LOOCV (Leave-one-out Cross Validation)

For $k=1$ to R

1. Let $(\mathbf{x}^k, \mathbf{y}^k)$ be the k example



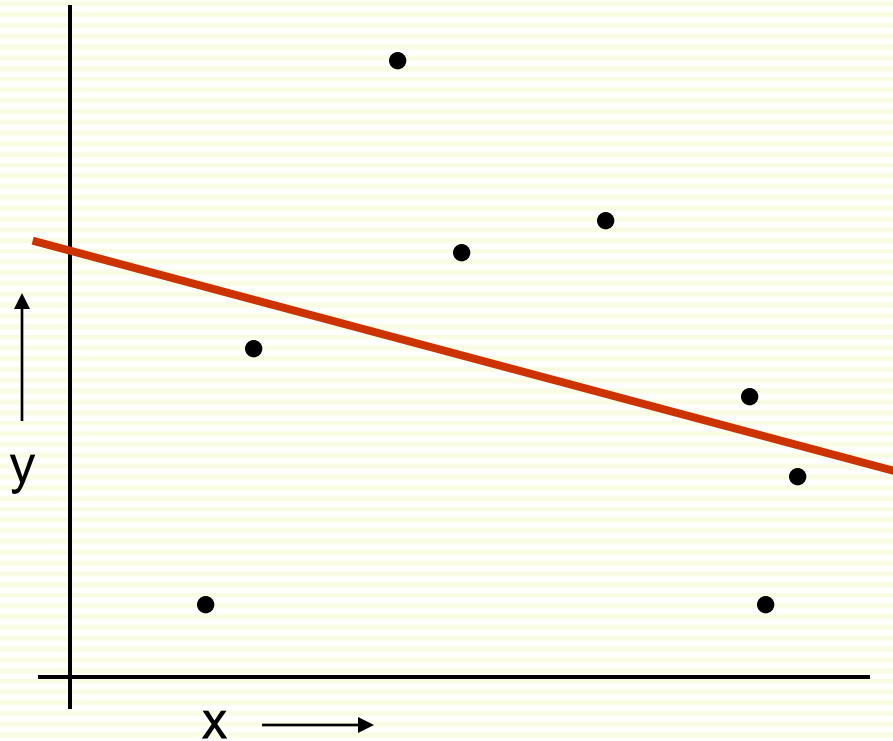
LOOCV (Leave-one-out Cross Validation)



For $k=1$ to n

1. Let $(\mathbf{x}^k, \mathbf{y}^k)$ be the k th example
2. Temporarily remove $(\mathbf{x}^k, \mathbf{y}^k)$ from the dataset

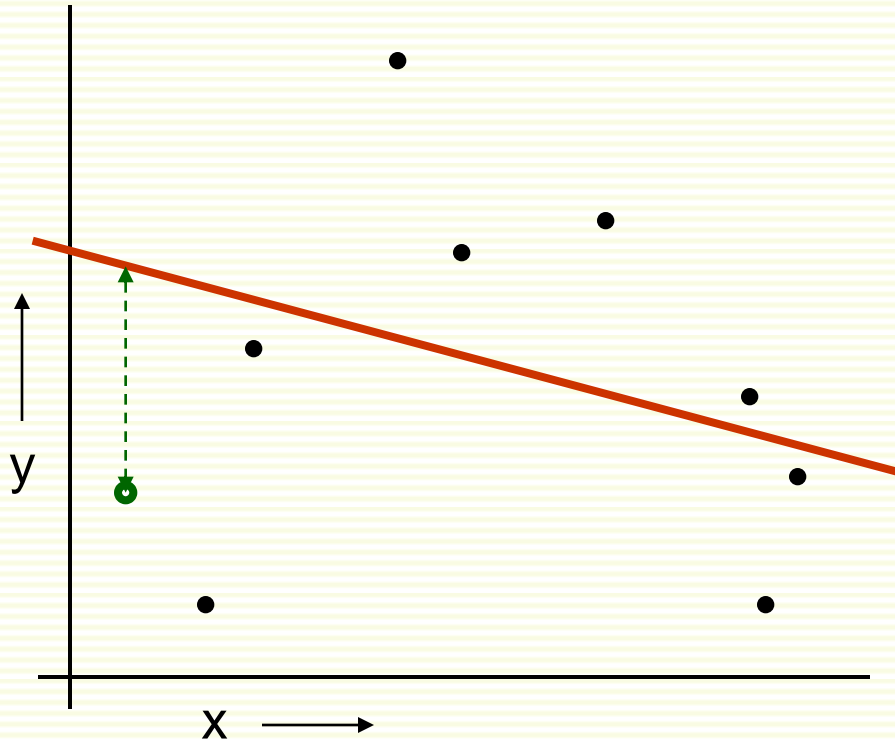
LOOCV (Leave-one-out Cross Validation)



For $k=1$ to n

1. Let $(\mathbf{x}^k, \mathbf{y}^k)$ be the k th example
2. Temporarily remove $(\mathbf{x}^k, \mathbf{y}^k)$ from the dataset
3. Train on the remaining $n-1$ examples

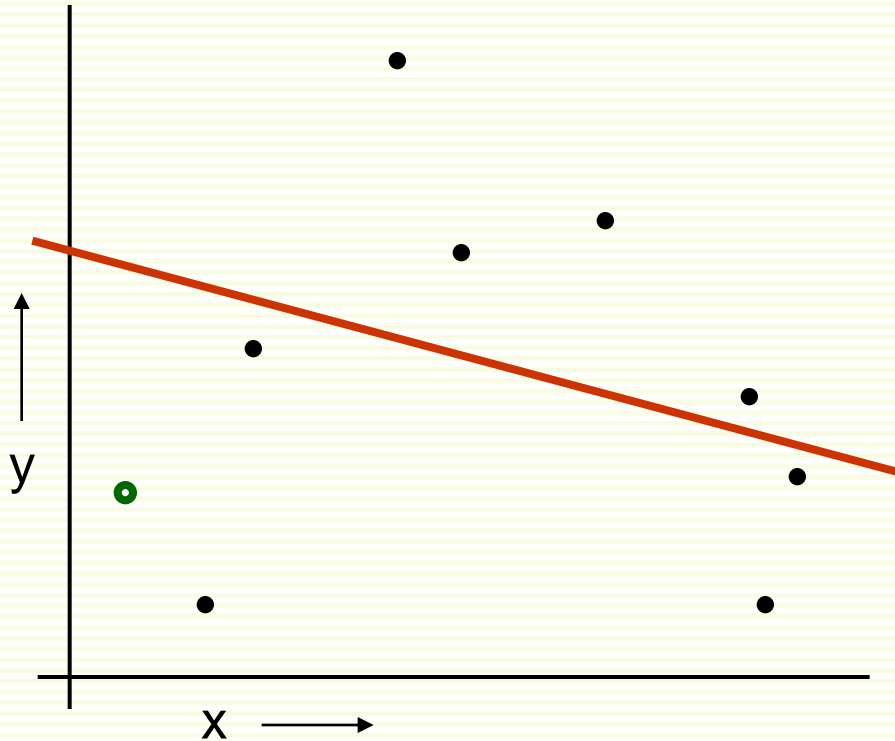
LOOCV (Leave-one-out Cross Validation)



For $k=1$ to n

1. Let $(\mathbf{x}^k, \mathbf{y}^k)$ be the k th example
2. Temporarily remove $(\mathbf{x}^k, \mathbf{y}^k)$ from the dataset
3. Train on the remaining $n-1$ examples
4. Note your error on $(\mathbf{x}^k, \mathbf{y}^k)$

LOOCV (Leave-one-out Cross Validation)

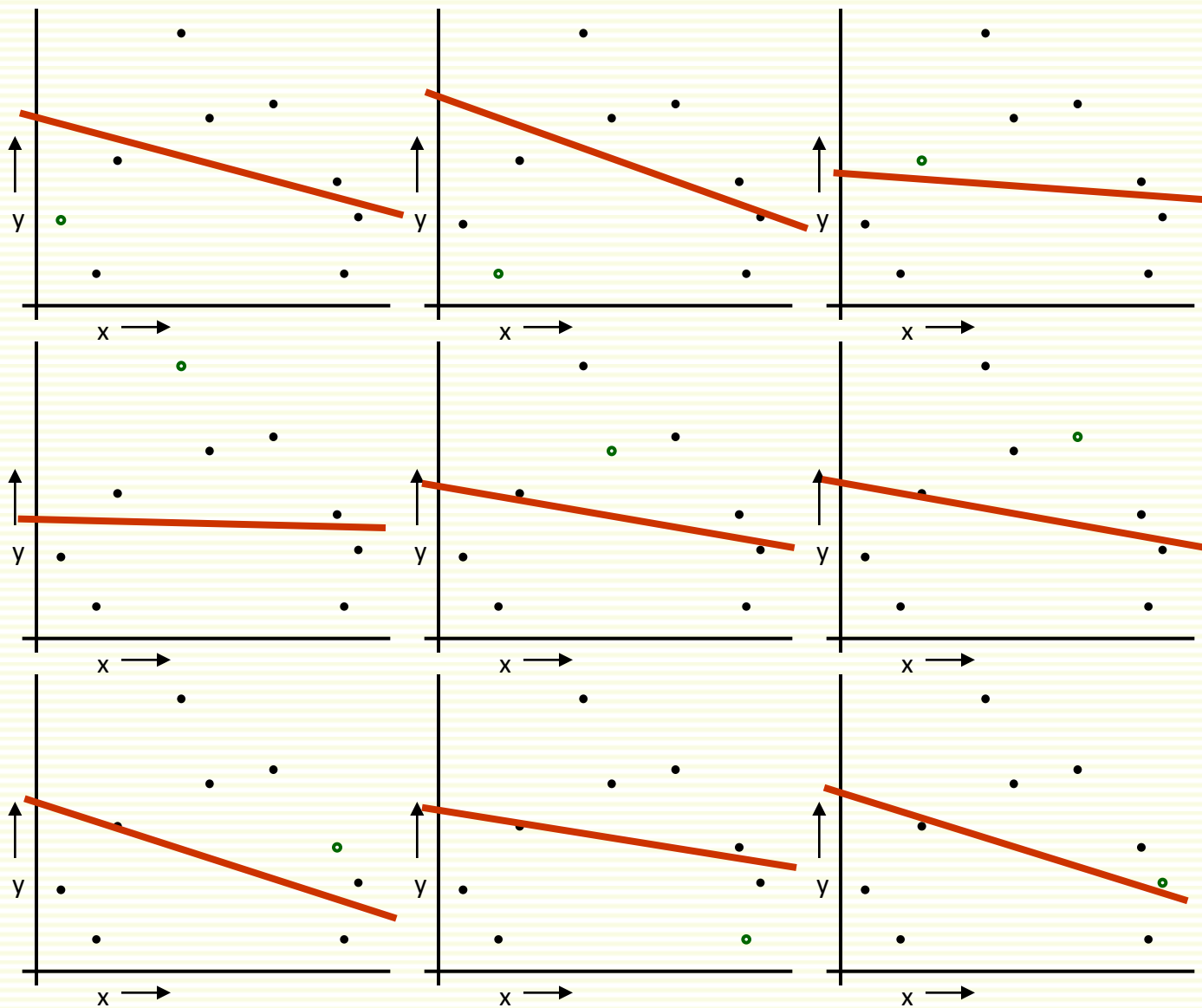


For $k=1$ to n

1. Let $(\mathbf{x}^k, \mathbf{y}^k)$ be the k th example
2. Temporarily remove $(\mathbf{x}^k, \mathbf{y}^k)$ from the dataset
3. Train on the remaining $n-1$ examples
4. Note your error on $(\mathbf{x}^k, \mathbf{y}^k)$

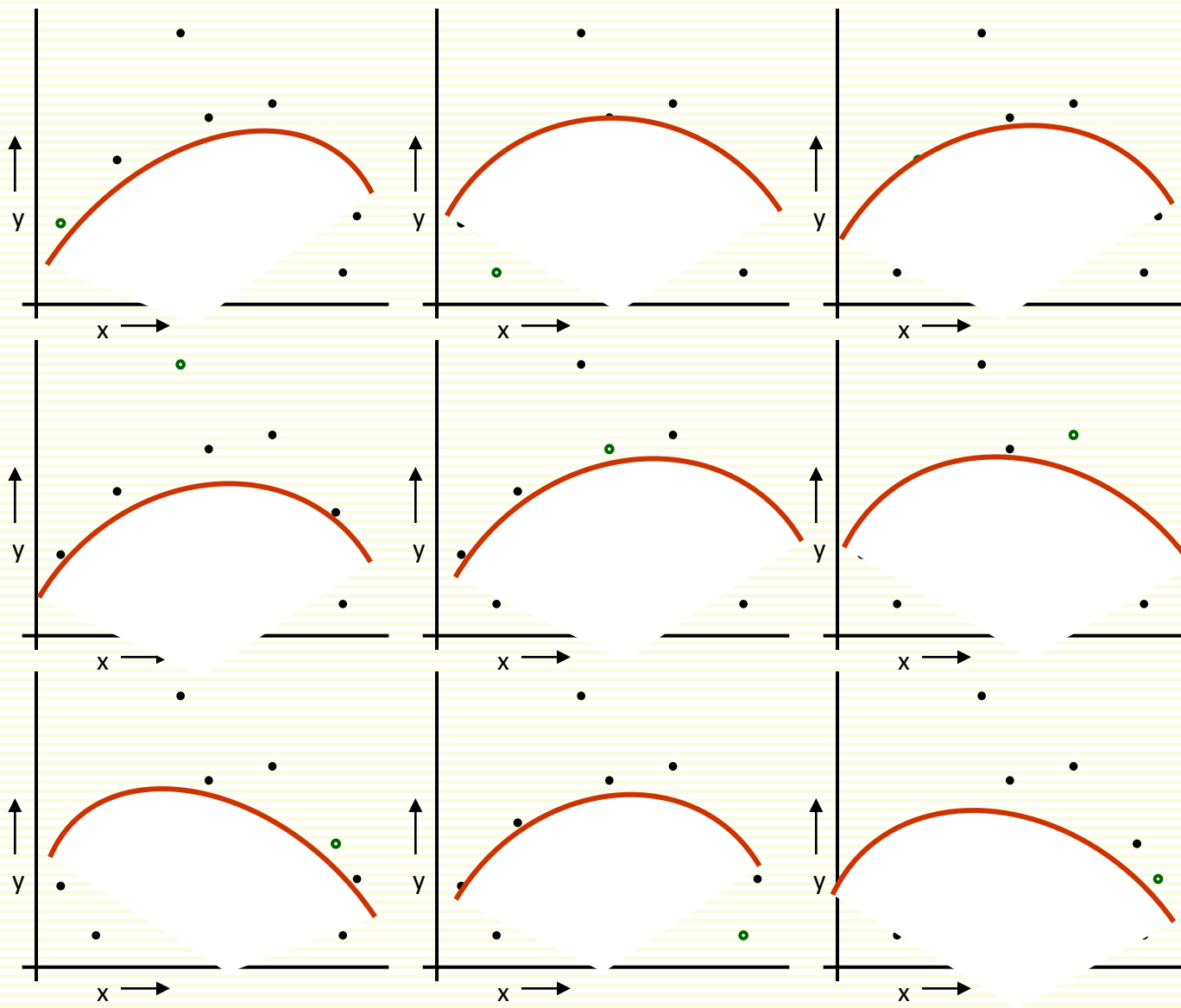
When you've done all points, report the mean error

LOOCV (Leave-one-out Cross Validation)



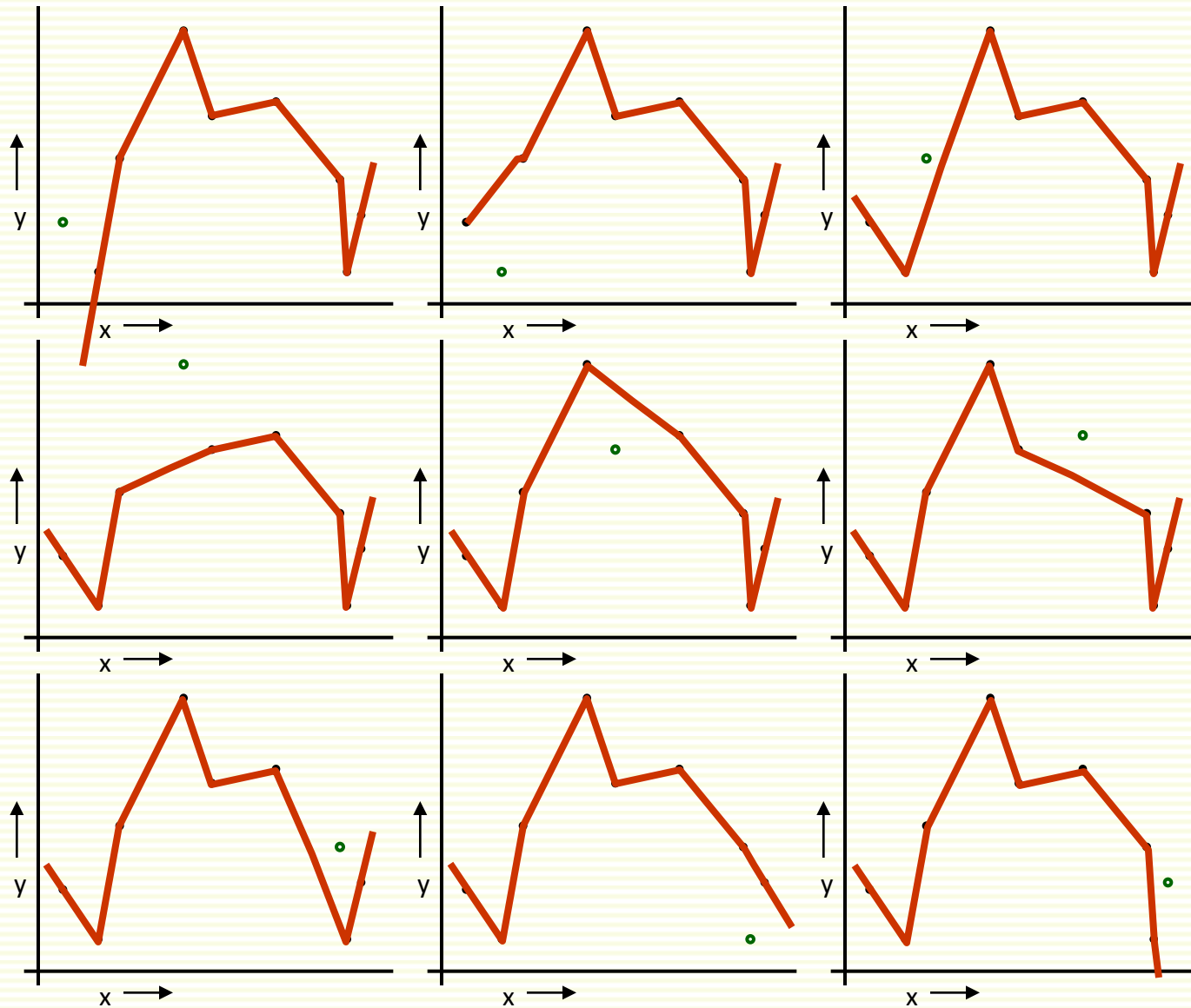
$$\text{MSE}_{\text{LOOCV}} = 2.12$$

LOOCV for Quadratic Regression



$$\text{MSE}_{\text{LOOCV}} = 0.962$$

LOOCV for Join The Dots



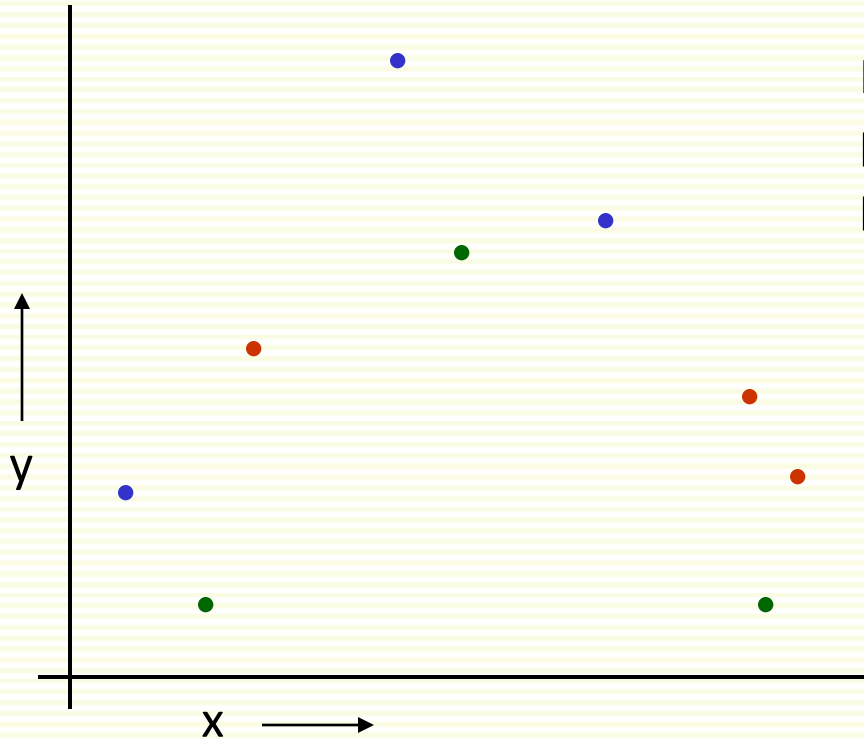
$$MSE_{LOOCV} = 3.33$$

Which kind of Cross Validation?

	Downside	Upside
Validation-set	may give unreliable estimate of future performance	cheap
Leave-one-out	expensive	doesn't waste data

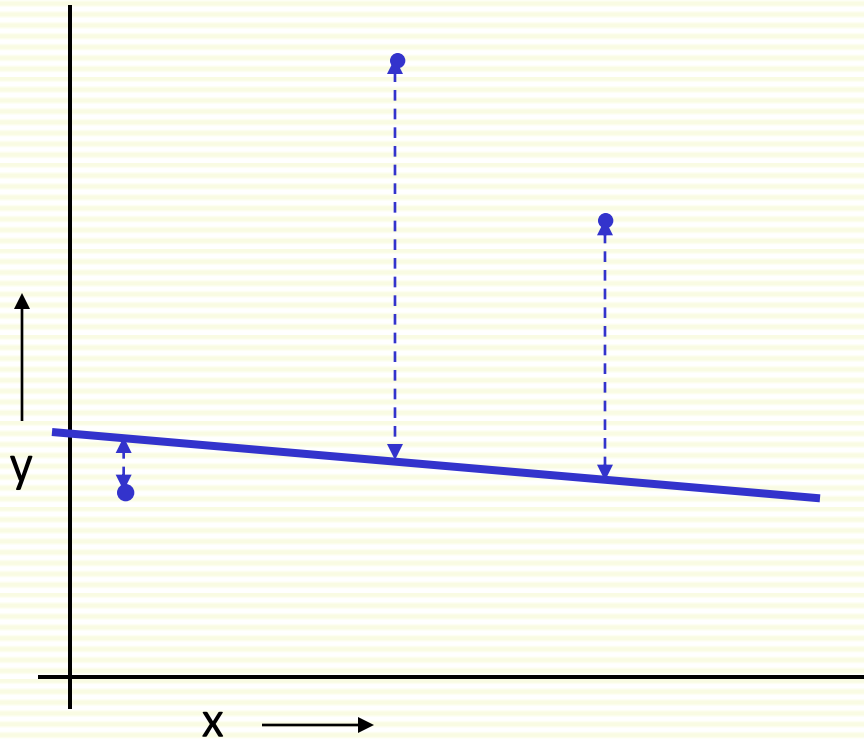
- Can we get the best of both worlds?

K-Fold Cross Validation



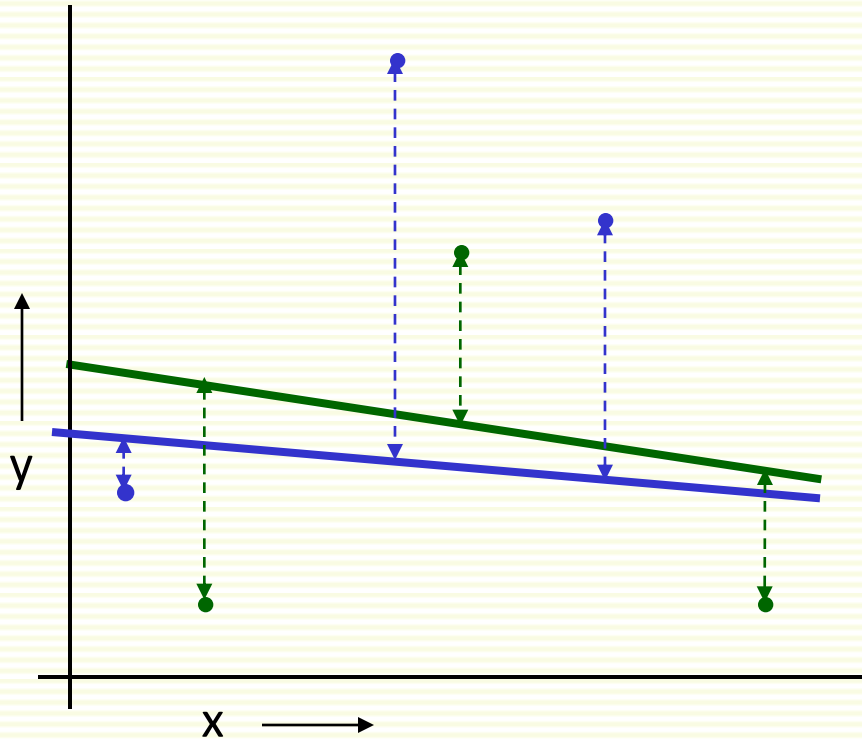
Randomly break the dataset into k partitions in this example we'll have $k=3$ partitions colored Red Green and Blue)

K-Fold Cross Validation



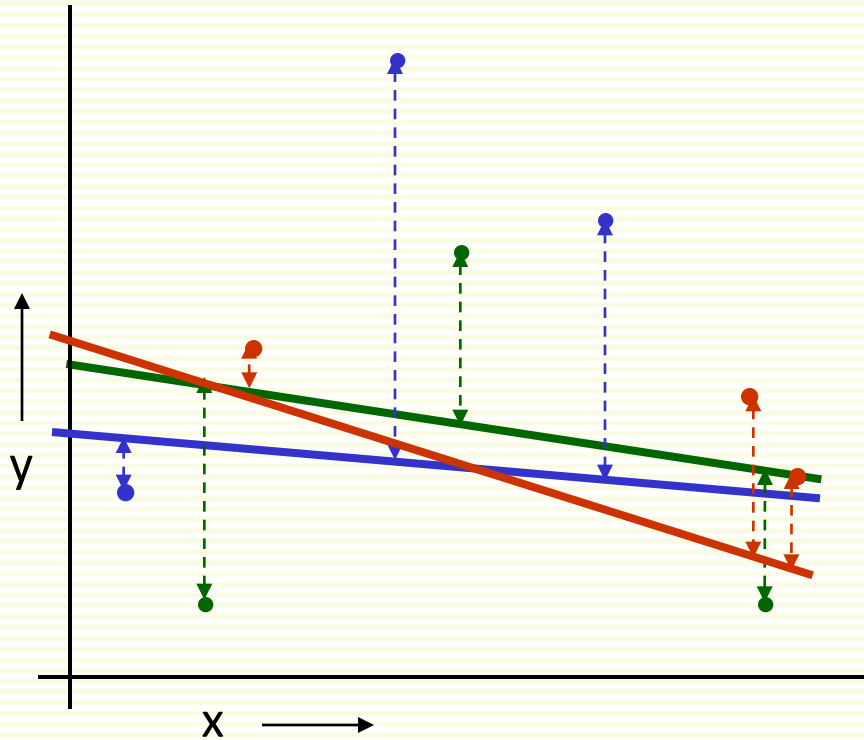
- Randomly break the dataset into k partitions
- in example have $k=3$ partitions colored red green and blue
- For the blue partition: train on all points not in the blue partition. Find test-set sum of errors on blue points

K-Fold Cross Validation



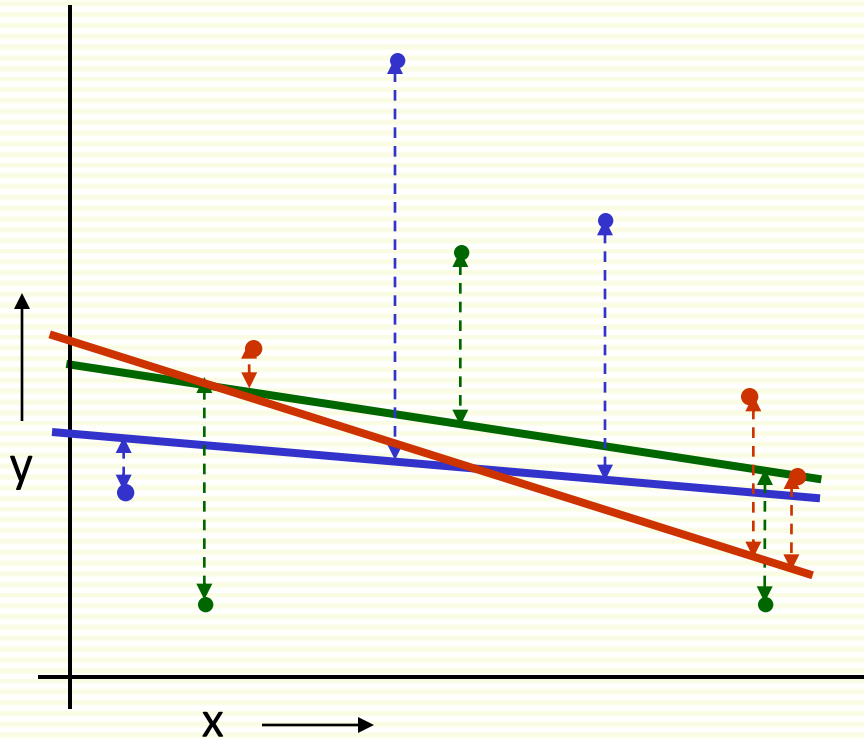
- Randomly break the dataset into k partitions
- in example have $k=3$ partitions colored red green and blue
- For the blue partition: train on all points not in the blue partition. Find sum of errors on blue points
- For the green partition: train on all points not in green partition. Find sum of errors on green points

K-Fold Cross Validation



- Randomly break the dataset into k partitions
- in example have $k=3$ partitions colored red green and blue
- For the blue partition: train on all points not in the blue partition. Find sum of errors on blue points
- For the green partition: train on all points not in green partition. Find sum of errors on green points
- For the red partition: train on all points not in red partition. Find sum of errors on red points

K-Fold Cross Validation

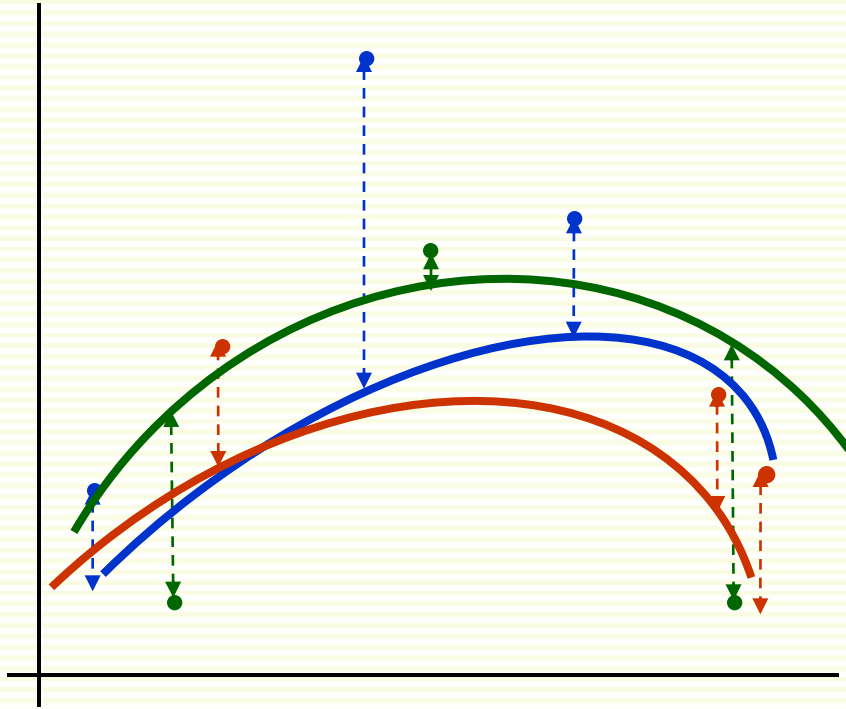


Linear Regression

$$\text{MSE}_{3\text{FOLD}}=2.05$$

- Randomly break the dataset into k partitions
- in example have $k=3$ partitions colored red green and blue
- For the blue partition: train on all points not in the blue partition. Find sum of errors on blue points
- For the green partition: train on all points not in green partition. Find sum of errors on green points
- For the red partition: train on all points not in red partition. Find sum of errors on red points
- Report the mean error

K-Fold Cross Validation

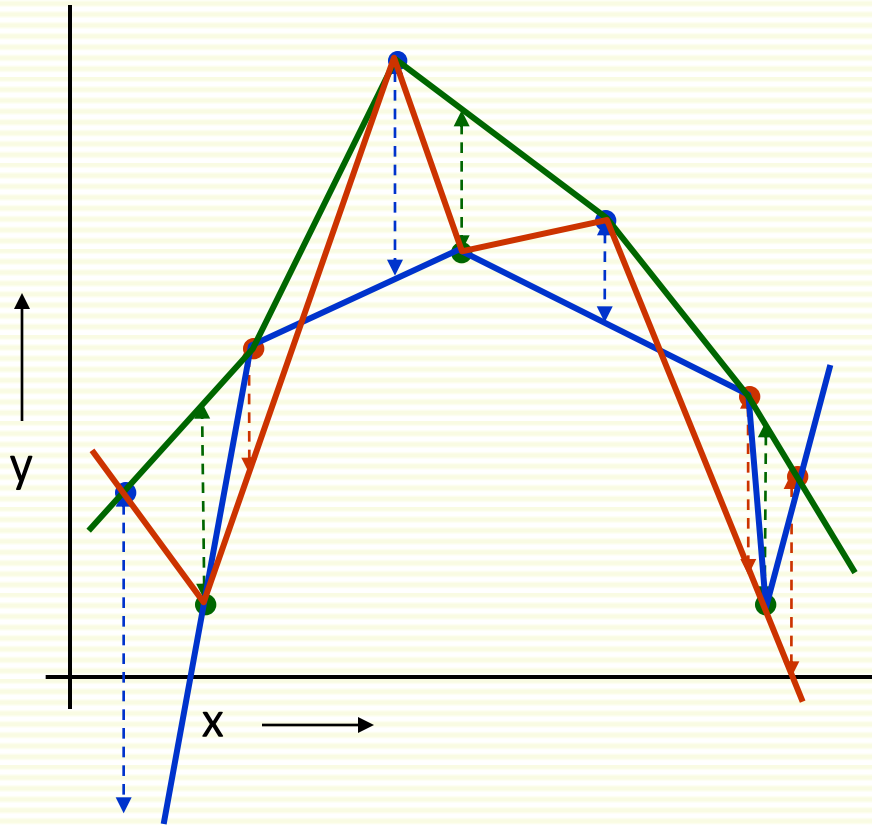


Quadratic Regression

$$\text{MSE}_{3\text{FOLD}} = 1.11$$

- Randomly break the dataset into k partitions
- in example have $k=3$ partitions colored red green and blue
- For the blue partition: train on all points not in the blue partition. Find sum of errors on blue points
- For the green partition: train on all points not in green partition. Find sum of errors on green points
- For the red partition: train on all points not in red partition. Find sum of errors on red points
- Report the mean error

K-Fold Cross Validation



Joint-the-dots

$$\text{MSE}_{3\text{FOLD}} = 2.93$$














- Randomly break the dataset into k partitions
- in example have $k=3$ partitions colored red green and blue
- For the blue partition: train on all points not in the blue partition. Find sum of errors on blue points
- For the green partition: train on all points not in green partition. Find sum of errors on green points
- For the red partition: train on all points not in red partition. Find sum of errors on red points
- Report the mean error

Which kind of Cross Validation?

	Downside	Upside
Validation-set	may give unreliable estimate of future performance	cheap
Leave-one-out	expensive	doesn't waste data
10-fold	wastes 10% of the data, 10 times more expensive than validation set	only wastes 10%, only 10 times more expensive instead of n times
3-fold	wastes more data than 10-fold, more expensive than validation set	slightly better than validation-set
N-fold	Identical to Leave-one-out	














CV-based Model Selection

- We're trying to decide which algorithm to use.
- We train each machine and make a table...

f_i	Training Error	10-FOLD-CV Error	Choice
f_1			
f_2			
f_3			
f_4			
f_5			
f_6			

CV-based Model Selection

- Example: Choosing “k” for a k-nearest-neighbor regression.
- Step 1: Compute LOOCV error for six different model classes:

Algorithm	Training Error	10-fold-CV Error	Choice
k=1			
k=2			
k=3			
k=4			
k=5			
k=6			

- Step 2: Choose model that gave best CV score
- Train it with all the data, and that’s the final model you’ll use

CV-based Model Selection

- Why stop at $k=6$?
 - No good reason, except it looked like things were getting worse as K was increasing
- Are we guaranteed that a local optimum of K vs LOOCV will be the global optimum?
 - No, in fact the relationship can be very bumpy
- What should we do if we are depressed at the expense of doing LOOCV for $k = 1$ through 1000?
 - Try: $k=1, 2, 4, 8, 16, 32, 64, \dots, 1024$
 - Then do hillclimbing from an initial guess at k

Cross Validation Notes

- After we chose non-tunable parameters/classifiers, retrain chosen classifier on all training data

Training		Validation	Test ≈20%
Training	Validation	Training	Test ≈20%
Training	Validation	Training	Test ≈20%
Validation	Training		Test ≈20%

- Based on 4-fold cross validation error, chose $T = 200$ for Adaboost
- Retrain AdaBoost classifier with $T = 200$ on all Training data now:

Training	Test ≈20%
----------	--------------

Cross Validation Notes

- Should still have separate Test set, not touched during cross-validation



- Sometime report just CV-results, no separate Test data
- Common practice, but should be aware that extensive use of CV could overfit to the data