

CS434a/541a: Pattern Recognition
Prof. Olga Veksler

Lecture 4

Outline

- Normal Random Variable
 - Properties
 - Discriminant functions

Why Normal Random Variables?

- Analytically tractable
- Works well when observation comes from a corrupted single prototype (μ)
- Is an optimal distribution of data for many classifiers used in practice

The Univariate Normal Density

- x is a scalar (has dimension 1)

$$p(x) = \frac{1}{\sqrt{2\pi} \sigma} \exp\left[-\frac{1}{2} \left(\frac{x - \mu}{\sigma}\right)^2\right],$$

Where:

μ = mean (or expected value) of x

σ^2 = variance

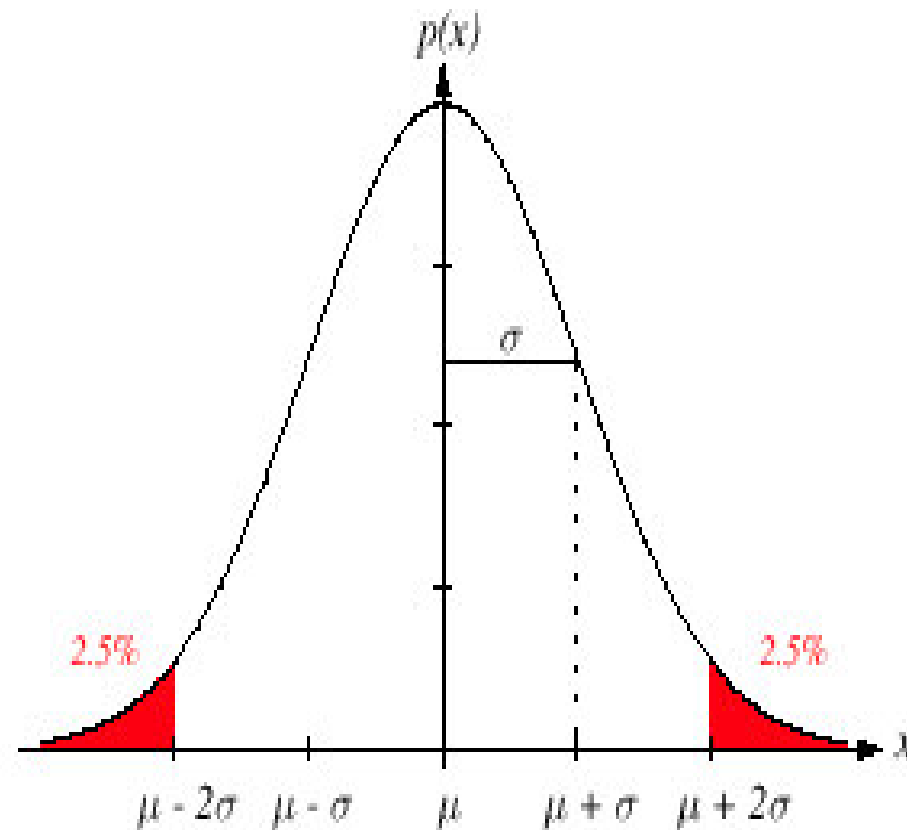


FIGURE 2.7. A univariate normal distribution has roughly 95% of its area in the range $|x - \mu| \leq 2\sigma$, as shown. The peak of the distribution has value $p(\mu) = 1/\sqrt{2\pi}\sigma$. From: Richard O. Duda, Peter E. Hart, and David G. Stork, *Pattern Classification*. Copyright © 2001 by John Wiley & Sons, Inc.

Several Features

- What if we have several features X_1, X_2, \dots, X_d
 - each normally distributed
 - may have different means
 - may have different variances
 - may be dependent or independent of each other
- How do we model their joint distribution?

The Multivariate Normal Density

- Multivariate normal density in d dimensions is:

$$p(\mathbf{x}) = \frac{1}{(2\pi)^{d/2} |\Sigma|^{1/2}} \exp\left[-\frac{1}{2} (\mathbf{x} - \boldsymbol{\mu})^t \overset{\text{inverse of } \Sigma}{\Sigma^{-1}} (\mathbf{x} - \boldsymbol{\mu})\right]$$

determinant of Σ

$$\Sigma = \begin{bmatrix} \sigma_1^2 & \cdots & \sigma_{1d} \\ \vdots & \ddots & \vdots \\ \sigma_{d1} & \cdots & \sigma_d^2 \end{bmatrix}$$

covariance of x_1 and x_d

$$\mathbf{x} = [x_1, x_2, \dots, x_d]^t$$

$$\boldsymbol{\mu} = [\mu_1, \mu_2, \dots, \mu_d]^t$$

- Each x_i is $N(\mu_i, \sigma_i^2)$
 - to prove this, integrate out all other features from the joint density

More on Σ

- $\Sigma = \begin{bmatrix} \sigma_1^2 & \cdots & \sigma_{1d} \\ \vdots & \ddots & \vdots \\ \sigma_{d1} & \cdots & \sigma_d^2 \end{bmatrix}$ plays role similar to the role that σ^2 plays in one dimension
- From Σ we can find out
 1. The individual variances of features $\mathbf{x}_1, \mathbf{x}_2, \dots, \mathbf{x}_d$
 2. If features \mathbf{x}_i **and** \mathbf{x}_j are
 - independent $\sigma_{ij}=0$
 - have positive correlation $\sigma_{ij}>0$
 - have negative correlation $\sigma_{ij}<0$

The Multivariate Normal Density

- If Σ is diagonal $\begin{bmatrix} \sigma_1^2 & 0 & 0 \\ 0 & \sigma_2^2 & 0 \\ 0 & 0 & \sigma_3^2 \end{bmatrix}$ then the features $\mathbf{x}_1, \dots, \mathbf{x}_j$ are independent, and

$$p(\mathbf{x}) = \prod_{i=1}^d \frac{1}{\sigma_i \sqrt{2\pi}} \exp\left[-\frac{(\mathbf{x}_i - \mu_i)^2}{2\sigma_i^2}\right]$$

The Multivariate Normal Density

$$p(\mathbf{x}) = \frac{1}{(2\pi)^{d/2} |\Sigma|^{1/2}} \exp\left[-\frac{1}{2} (\mathbf{x} - \mu)^t \Sigma^{-1} (\mathbf{x} - \mu)\right]$$

$$p(\mathbf{x}) = c \cdot \exp\left[-\frac{1}{2} \begin{bmatrix} x_1 - \mu_1 & x_2 - \mu_2 & x_3 - \mu_3 \end{bmatrix} \begin{bmatrix} \sigma_1^2 & \sigma_{12} & \sigma_{13} \\ \sigma_{12} & \sigma_2^2 & \sigma_{23} \\ \sigma_{13} & \sigma_{23} & \sigma_3^2 \end{bmatrix}^{-1} \begin{bmatrix} x_1 - \mu_1 \\ x_2 - \mu_2 \\ x_3 - \mu_3 \end{bmatrix}\right]$$

normalizing constant scalar **s** (single number), the closer **s** to 0 the larger is $p(\mathbf{x})$

- Thus $P(\mathbf{x})$ is larger for smaller $(\mathbf{x} - \mu)^t \Sigma^{-1} (\mathbf{x} - \mu)$

$$(\mathbf{x} - \boldsymbol{\mu})^t \boldsymbol{\Sigma}^{-1} (\mathbf{x} - \boldsymbol{\mu})$$

- $\boldsymbol{\Sigma}$ is positive semi definite ($\mathbf{x}^t \boldsymbol{\Sigma} \mathbf{x} \geq 0$)
- If $\mathbf{x}^t \boldsymbol{\Sigma} \mathbf{x} = 0$ for nonzero \mathbf{x} then $\det(\boldsymbol{\Sigma}) = 0$. This case is not interesting, $\mathbf{p}(\mathbf{x})$ is not defined
 1. one feature vector is a constant (has zero variance)
 2. or two components are multiples of each other
- so we will assume $\boldsymbol{\Sigma}$ is positive definite ($\mathbf{x}^t \boldsymbol{\Sigma} \mathbf{x} > 0$)
- If $\boldsymbol{\Sigma}$ is positive definite then so is $\boldsymbol{\Sigma}^{-1}$

$$(\mathbf{x} - \boldsymbol{\mu})^t \boldsymbol{\Sigma}^{-1} (\mathbf{x} - \boldsymbol{\mu})$$

- Positive definite matrix of size d by d has d distinct real eigenvalues and its d eigenvectors are orthogonal
- Thus if Φ is a matrix whose columns are normalized eigenvectors of Σ , then $\Phi^{-1} = \Phi^t$
- $\Sigma\Phi = \Phi\Lambda$ where Λ is a diagonal matrix with corresponding eigenvalues on the diagonal
- Thus $\Sigma = \Phi\Lambda\Phi^{-1}$ and $\Sigma^{-1} = \Phi\Lambda^{-1}\Phi^{-1}$
- Thus if $\Lambda^{-1/2}$ denotes matrix s.t. $\Lambda^{-1/2}\Lambda^{-1/2} = \Lambda^{-1}$

$$\Sigma^{-1} = \left(\Phi\Lambda^{-\frac{1}{2}} \right) \left(\Phi\Lambda^{-\frac{1}{2}} \right)^t = MM^t$$

$$(\mathbf{x} - \boldsymbol{\mu})^t \boldsymbol{\Sigma}^{-1} (\mathbf{x} - \boldsymbol{\mu})$$

- Thus

$$\begin{aligned} (\mathbf{x} - \boldsymbol{\mu})^t \boldsymbol{\Sigma}^{-1} (\mathbf{x} - \boldsymbol{\mu}) &= (\mathbf{x} - \boldsymbol{\mu})^t \mathbf{M} \mathbf{M}^t (\mathbf{x} - \boldsymbol{\mu}) = \\ &= (\mathbf{M}^t (\mathbf{x} - \boldsymbol{\mu}))^t (\mathbf{M}^t (\mathbf{x} - \boldsymbol{\mu})) = |\mathbf{M}^t (\mathbf{x} - \boldsymbol{\mu})|^2 \end{aligned}$$

- Thus $(\mathbf{x} - \boldsymbol{\mu})^t \boldsymbol{\Sigma}^{-1} (\mathbf{x} - \boldsymbol{\mu}) = |\mathbf{M}^t (\mathbf{x} - \boldsymbol{\mu})|^2$


where $\mathbf{M}^t = \Lambda^{-\frac{1}{2}} \Phi^{-1}$

scaling matrix *rotation matrix*

- Points \mathbf{x} which satisfy $|\mathbf{M}^t (\mathbf{x} - \boldsymbol{\mu})|^2 = \mathbf{const}$ lie on an ellipse

$$(\mathbf{x} - \boldsymbol{\mu})^t \boldsymbol{\Sigma}^{-1} (\mathbf{x} - \boldsymbol{\mu})$$

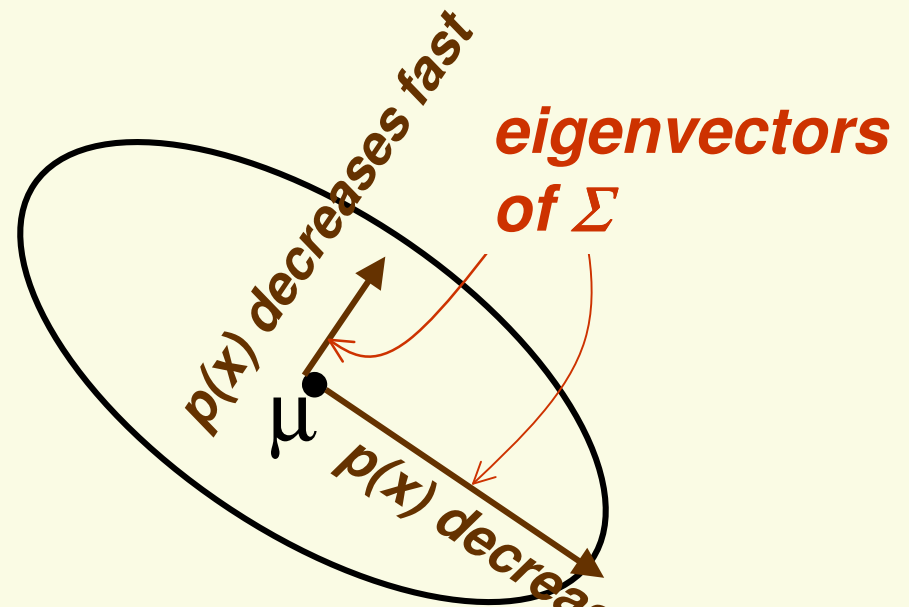
$(\mathbf{x} - \boldsymbol{\mu})^t (\mathbf{x} - \boldsymbol{\mu})$
usual (Euclidian)
distance between \mathbf{x} and $\boldsymbol{\mu}$



points \mathbf{x} at equal
 Euclidian
 distance from $\boldsymbol{\mu}$
 lie on a circle

$$(\mathbf{x} - \boldsymbol{\mu})^t \boldsymbol{\Sigma}^{-1} (\mathbf{x} - \boldsymbol{\mu})$$

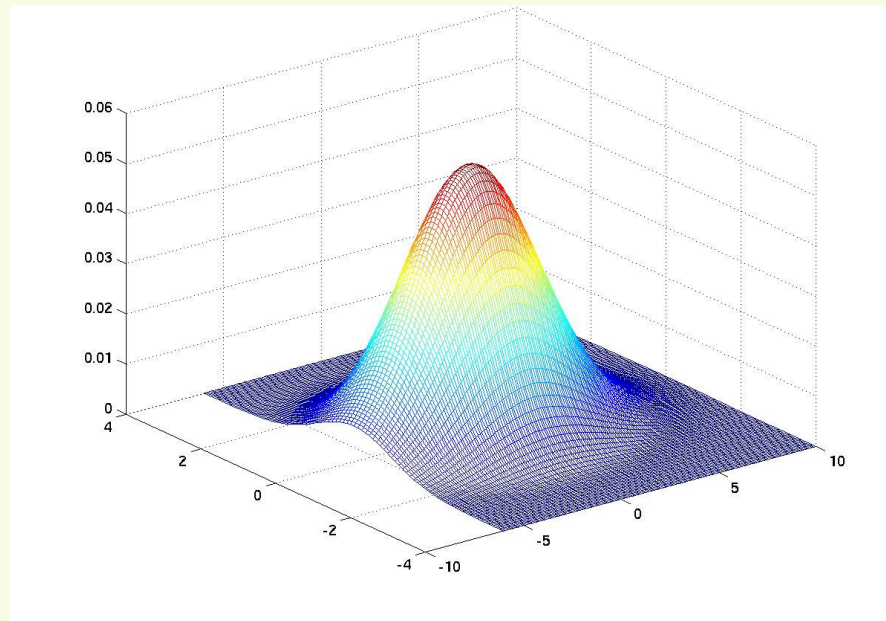
Mahalanobis distance
between \mathbf{x} and $\boldsymbol{\mu}$



points \mathbf{x} at equal
 Mahalanobis distance from
 $\boldsymbol{\mu}$ lie on an ellipse: $\boldsymbol{\Sigma}$
 stretches circles to ellipses

2-d Multivariate Normal Density

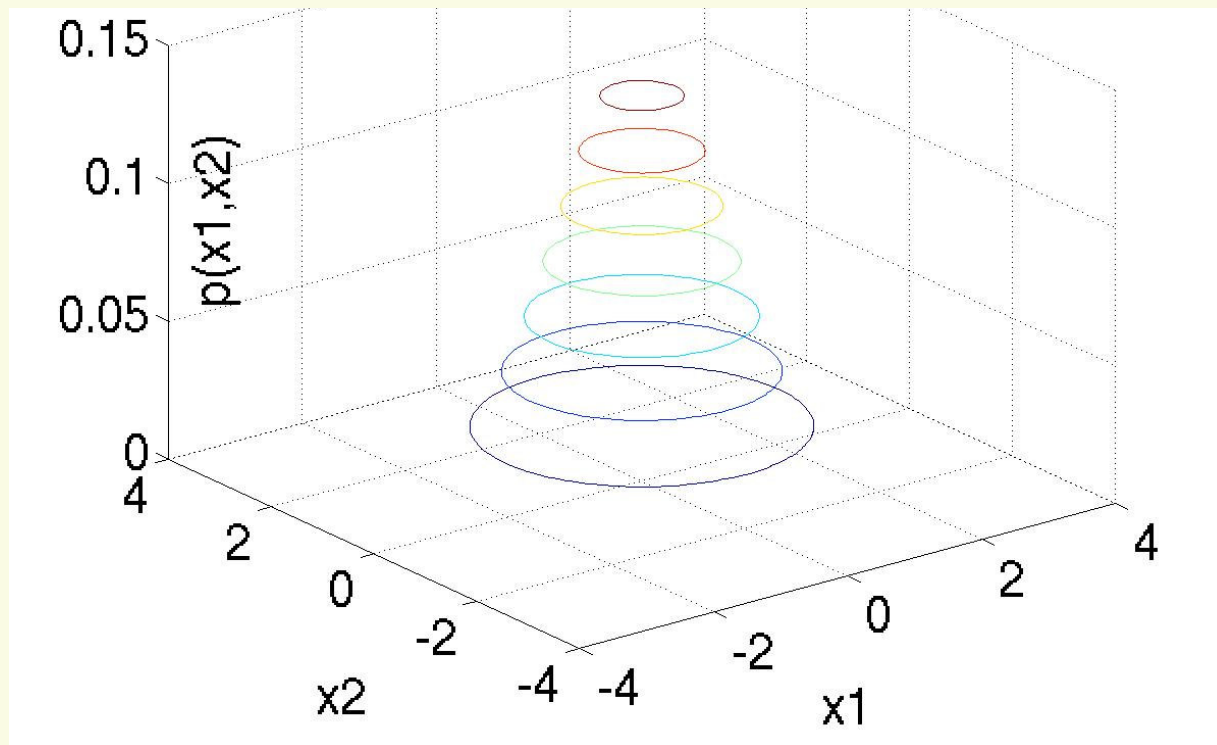
- Can you see much in this graph?



- At most you can see that the mean is around $[0,0]$, but can't really tell if \mathbf{x}_1 and \mathbf{x}_2 are correlated

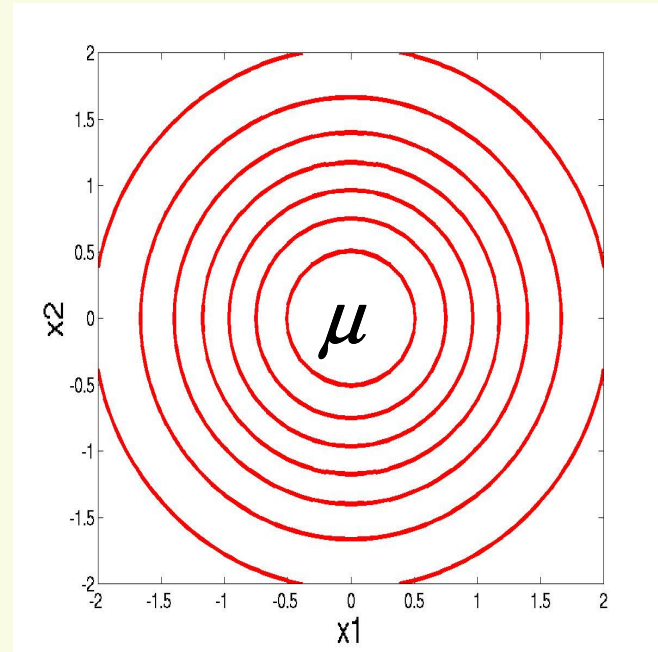
2-d Multivariate Normal Density

- How about this graph?

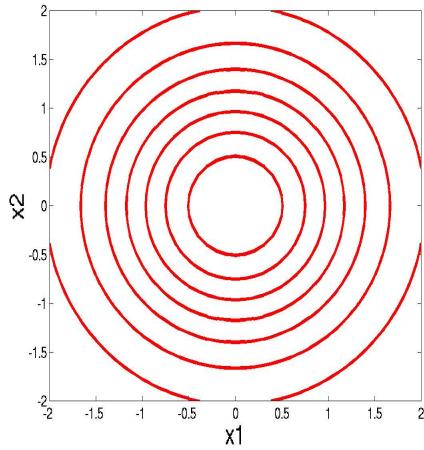


2-d Multivariate Normal Density

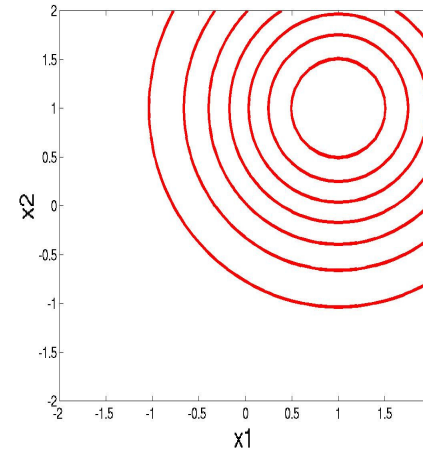
- Level curves graph
 - $p(\mathbf{x})$ is constant along each contour
 - topological map of 3-d surface
- Now we can see much more
 - x_1 and x_2 are independent
 - σ_1^2 and σ_2^2 are equal



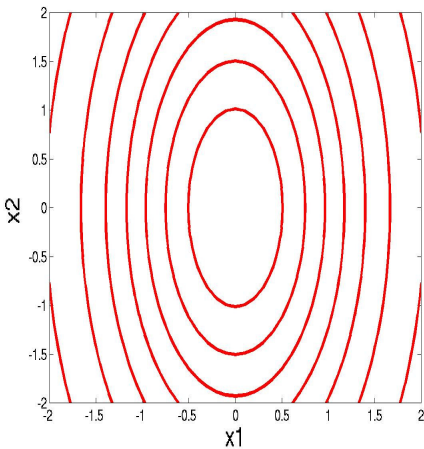
2-d Multivariate Normal Density



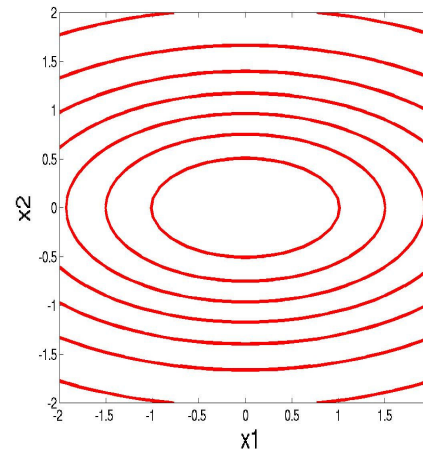
$$\Sigma = \begin{bmatrix} 1 & 0 \\ 0 & 1 \end{bmatrix}$$
$$\mu = [0,0]$$



$$\Sigma = \begin{bmatrix} 1 & 0 \\ 0 & 1 \end{bmatrix}$$
$$\mu = [1,1]$$

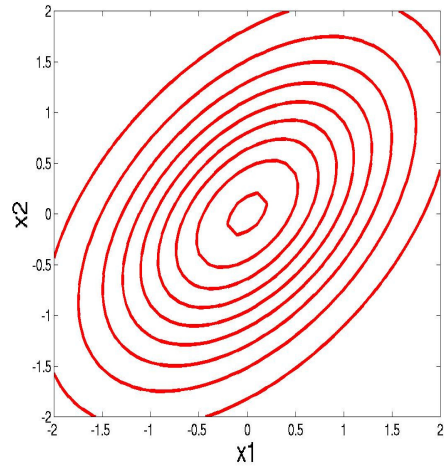


$$\Sigma = \begin{bmatrix} 1 & 0 \\ 0 & 4 \end{bmatrix}$$
$$\mu = [0,0]$$

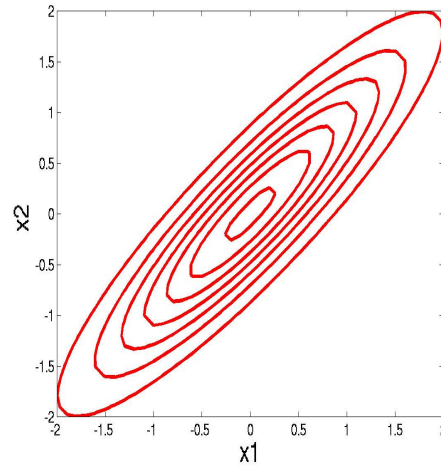


$$\Sigma = \begin{bmatrix} 4 & 0 \\ 0 & 1 \end{bmatrix}$$
$$\mu = [0,0]$$

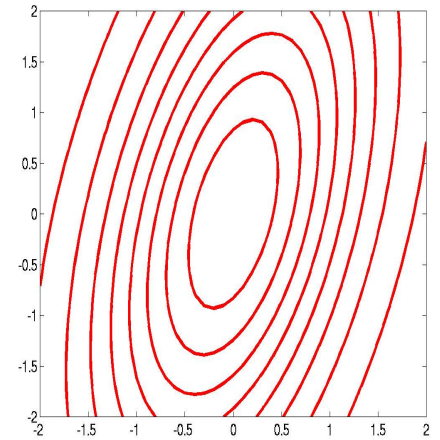
2-d Multivariate Normal Density $\mu = [0,0]$



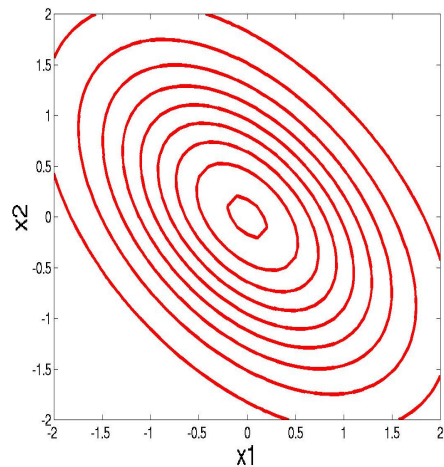
$$\Sigma = \begin{bmatrix} 1 & 0.5 \\ 0.5 & 1 \end{bmatrix}$$



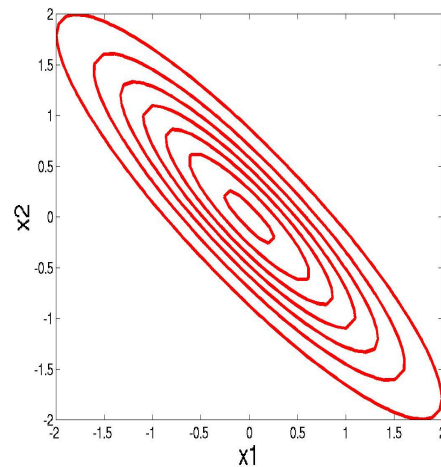
$$\Sigma = \begin{bmatrix} 1 & 0.9 \\ 0.9 & 1 \end{bmatrix}$$



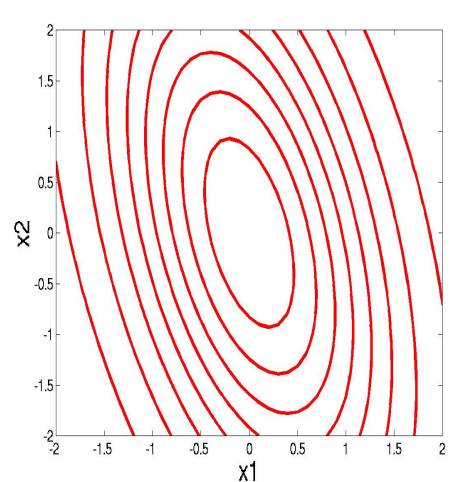
$$\Sigma = \begin{bmatrix} 1 & 0.9 \\ 0.9 & 4 \end{bmatrix}$$



$$\Sigma = \begin{bmatrix} 1 & -0.5 \\ -0.5 & 1 \end{bmatrix}$$



$$\Sigma = \begin{bmatrix} 1 & -0.9 \\ -0.9 & 1 \end{bmatrix}$$




$$\Sigma = \begin{bmatrix} 1 & -0.9 \\ -0.9 & 4 \end{bmatrix}$$

The Multivariate Normal Density

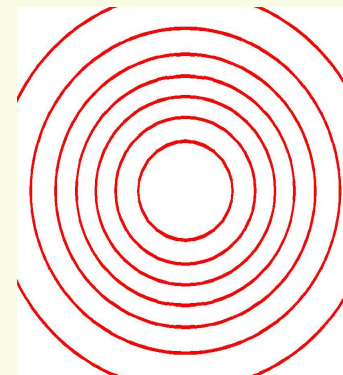
- If \mathbf{X} has density $\mathbf{N}(\boldsymbol{\mu}, \boldsymbol{\Sigma})$ then \mathbf{AX} has density $\mathbf{N}(A^t\boldsymbol{\mu}, A^t\boldsymbol{\Sigma}A)$
 - Thus \mathbf{X} can be transformed into a spherical normal variable (covariance of spherical density is the identity matrix \mathbf{I}) with whitening transform

\mathbf{X}



$$\boldsymbol{\Sigma} = \begin{bmatrix} 1 & 0.9 \\ 0.9 & 1 \end{bmatrix}$$

\mathbf{AX}

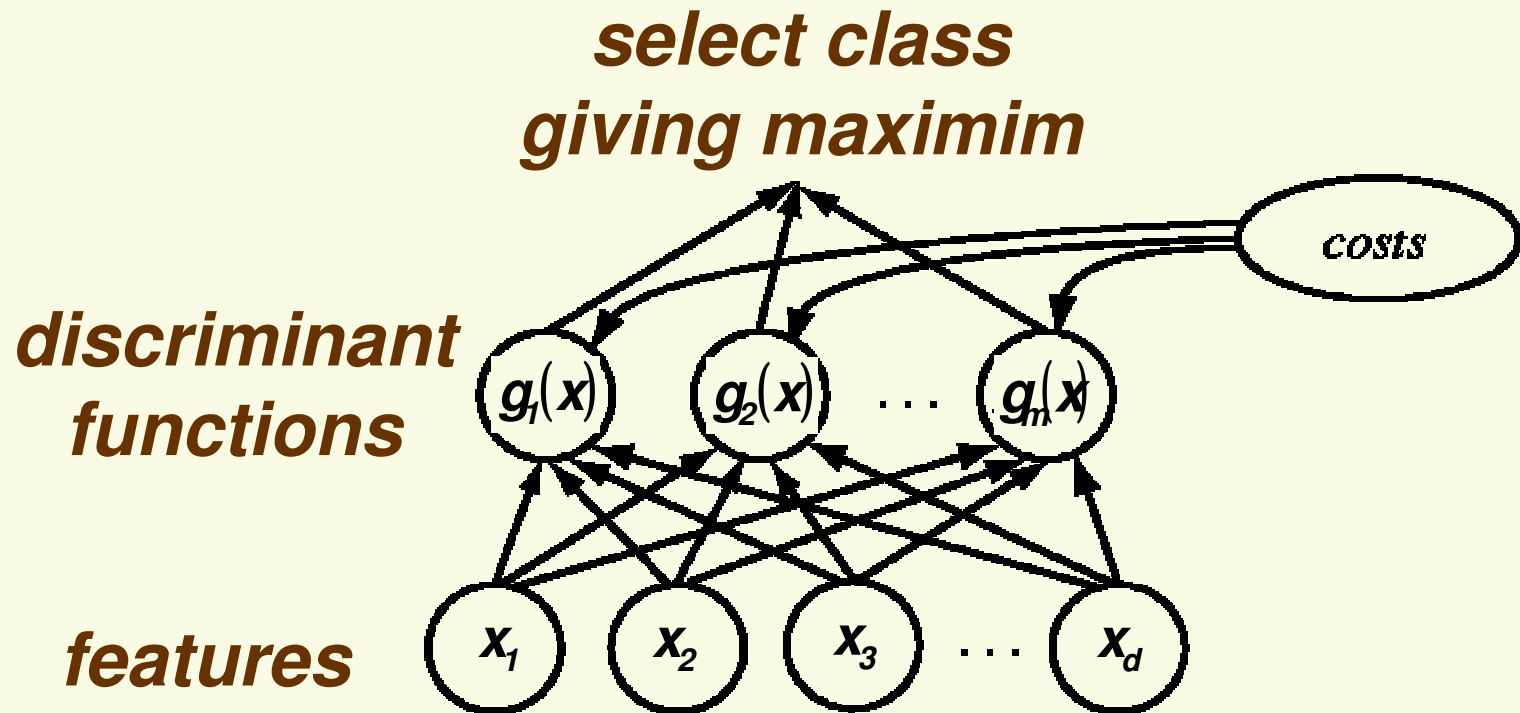


$$\boldsymbol{\Sigma} = \begin{bmatrix} 1 & 0 \\ 0 & 1 \end{bmatrix}$$

$$\mathbf{A}_w = \boldsymbol{\Phi}\boldsymbol{\Lambda}^{-\frac{1}{2}}$$

Discriminant Functions

- Classifier can be viewed as network which computes m discriminant functions and selects category corresponding to the largest discriminant



- $g_i(x)$ can be replaced with any monotonically increasing function, the results will be unchanged

Discriminant Functions

- The minimum error-rate classification is achieved by the discriminant function

$$g_i(x) = P(c_i | x) = P(x | c_i)P(c_i) / P(x)$$

- Since the observation x is independent of the class, the equivalent discriminant function is

$$g_i(x) = P(x | c_i)P(c_i)$$

- For normal density, convenient to take logarithms. Since logarithm is a monotonically increasing function, the equivalent discriminant function is

$$g_i(x) = \ln P(x | c_i) + \ln P(c_i)$$

Discriminant Functions for the Normal Density

- Suppose we for class c_i its class conditional density $p(x/c_i)$ is $N(\mu_i, \Sigma_i)$

$$p(\mathbf{x} | c_i) = \frac{1}{(2\pi)^{d/2} |\Sigma_i|^{1/2}} \exp \left[-\frac{1}{2} (\mathbf{x} - \mu_i)^t \Sigma_i^{-1} (\mathbf{x} - \mu_i) \right]$$

- Discriminant function $g_i(\mathbf{x}) = \ln P(\mathbf{x}/c_i) + \ln P(c_i)$

- Plug in $p(x/c_i)$ and $P(c_i)$ get

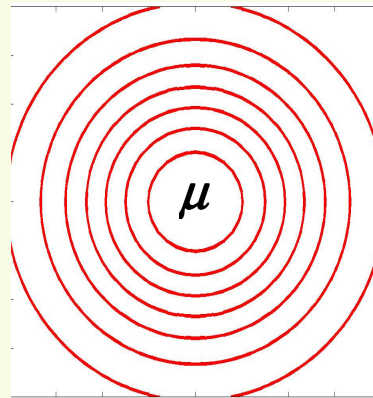
$$g_i(\mathbf{x}) = -\frac{1}{2} (\mathbf{x} - \mu_i)^t \Sigma_i^{-1} (\mathbf{x} - \mu_i) - \frac{d}{2} \ln 2\pi - \frac{1}{2} \ln |\Sigma_i| + \ln P(c_i)$$

constant for all i

$$g_i(\mathbf{x}) = -\frac{1}{2} (\mathbf{x} - \mu_i)^t \Sigma_i^{-1} (\mathbf{x} - \mu_i) - \frac{1}{2} \ln |\Sigma_i| + \ln P(c_i)$$

Case $\Sigma_i = \sigma^2 I$

- That is $\Sigma_i = \begin{bmatrix} \sigma^2 & 0 & 0 \\ 0 & \sigma^2 & 0 \\ 0 & 0 & \sigma^2 \end{bmatrix} = \sigma^2 \cdot \begin{bmatrix} 1 & 0 & 0 \\ 0 & 1 & 0 \\ 0 & 0 & 1 \end{bmatrix}$
- In this case, features x_1, x_2, \dots, x_d are independent with different means and equal variances σ^2



Case $\Sigma_i = \sigma^2 I$

- Discriminant function

$$g_i(\mathbf{x}) = -\frac{1}{2}(\mathbf{x} - \mu_i)^t \Sigma^{-1}(\mathbf{x} - \mu_i) - \frac{1}{2} \ln |\Sigma_i| + \ln P(c_i)$$

- Det(Σ_i) = σ^{2d} and $\Sigma_i^{-1} = (1/\sigma^2)I = \begin{bmatrix} \frac{1}{\sigma^2} & 0 & 0 \\ 0 & \frac{1}{\sigma^2} & 0 \\ 0 & 0 & \frac{1}{\sigma^2} \end{bmatrix}$

- Can simplify discriminant function

$$g_i(\mathbf{x}) = -\frac{1}{2}(\mathbf{x} - \mu_i)^t \frac{1}{\sigma^2}(\mathbf{x} - \mu_i) - \frac{1}{2} \ln(\sigma^{2d}) + \ln P(c_i)$$

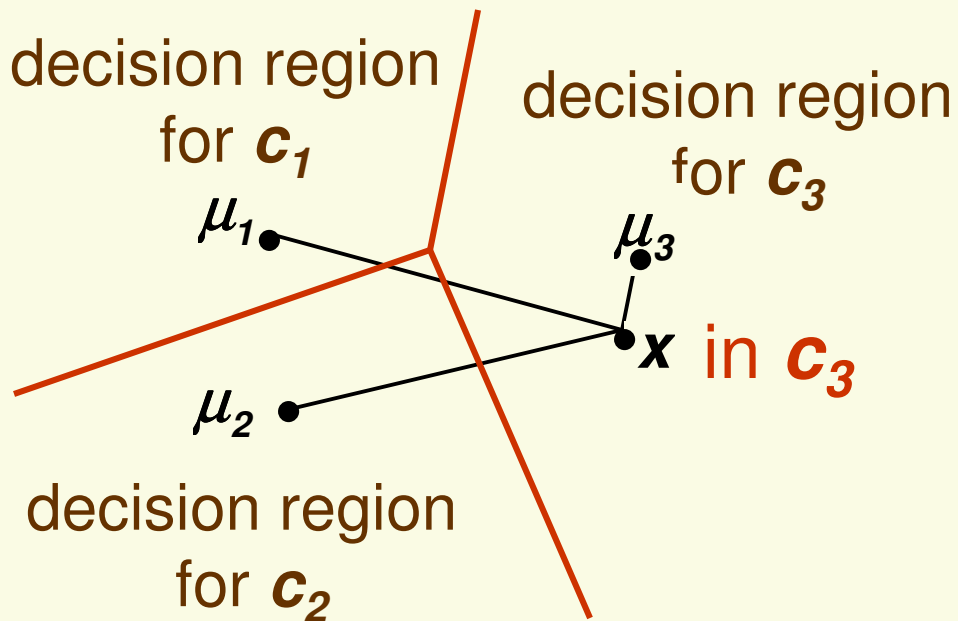
constant for all i

$$\begin{aligned} g_i(\mathbf{x}) &= -\frac{1}{2\sigma^2}(\mathbf{x} - \mu_i)^t(\mathbf{x} - \mu_i) + \ln P(c_i) = \\ &= -\frac{1}{2\sigma^2}|\mathbf{x} - \mu_i|^2 + \ln P(c_i) \end{aligned}$$

Case $\Sigma_i = \sigma^2 I$ Geometric Interpretation

If $\ln P(c_i) = \ln P(c_j)$, then

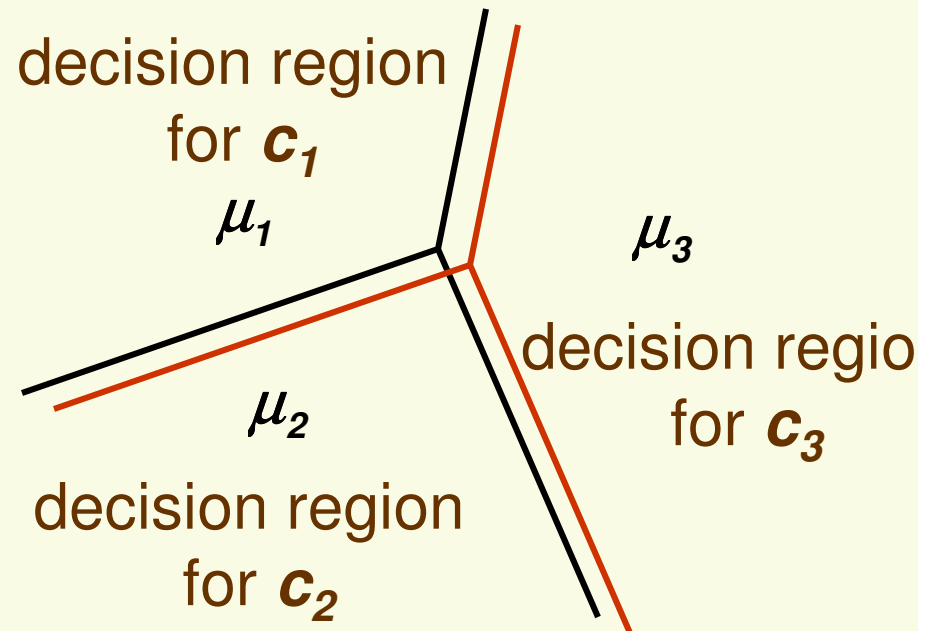
$$g_i(\mathbf{x}) = -|\mathbf{x} - \mu_i|^2$$



Voronoi diagram: points in each cell are closer to the mean in that cell than to any other mean

If $\ln P(c_i) \neq \ln P(c_j)$, then

$$g_i(\mathbf{x}) = -\frac{1}{2\sigma^2}|\mathbf{x} - \mu_i|^2 + \ln P(c_i)$$



Case $\Sigma_i = \sigma^2 I$

$$\begin{aligned} g_i(\mathbf{x}) &= -\frac{1}{2\sigma^2} (\mathbf{x} - \mu_i)^t (\mathbf{x} - \mu_i) + \ln P(\mathbf{c}_i) = \\ &= -\frac{1}{2\sigma^2} (\cancel{\mathbf{x}^t \mathbf{x}} - \mu_i^t \mathbf{x} - \mathbf{x}^t \mu_i + \mu_i^t \mu_i) + \ln P(\mathbf{c}_i) \end{aligned}$$

*constant
for all classes*

$$g_i(\mathbf{x}) = -\frac{1}{2\sigma^2} (-2\mu_i^t \mathbf{x} + \mu_i^t \mu_i) + \ln P(\mathbf{c}_i) = \frac{\mu_i^t}{\sigma^2} \mathbf{x} + \left(-\frac{\mu_i^t \mu_i}{2\sigma^2} + \ln P(\mathbf{c}_i) \right)$$
$$g_i(\mathbf{x}) = \mathbf{w}_i^t \mathbf{x} + w_{i0}$$

discriminant function is linear

Case $\Sigma_i = \sigma^2 I$

$$g_i(\mathbf{x}) = \mathbf{w}_i^t \mathbf{x} + w_{i0}$$

constant in \mathbf{x}

linear in \mathbf{x} :

$$\mathbf{w}_i^t \mathbf{x} = \sum_{i=1}^d w_i x_i$$

- Thus discriminant function is linear,
- Therefore the decision boundaries $g_i(\mathbf{x}) = g_j(\mathbf{x})$ are linear
 - lines if \mathbf{x} has dimension 2
 - planes if \mathbf{x} has dimension 3
 - hyper-planes if \mathbf{x} has dimension larger than 3

Case $\Sigma_i = \sigma^2 I$: Example

- 3 classes, each 2-dimensional Gaussian with

$$\mu_1 = \begin{bmatrix} 1 \\ 2 \end{bmatrix} \quad \mu_2 = \begin{bmatrix} 4 \\ 6 \end{bmatrix} \quad \mu_3 = \begin{bmatrix} -2 \\ 4 \end{bmatrix} \quad \Sigma_1 = \Sigma_2 = \Sigma_3 = \begin{bmatrix} 3 & 0 \\ 0 & 3 \end{bmatrix}$$

- Priors $P(c_1) = P(c_2) = \frac{1}{4}$ and $P(c_3) = \frac{1}{2}$

- Discriminant function is $g_i(\mathbf{x}) = \frac{\mu_i^t \mathbf{x}}{\sigma^2} + \left(-\frac{\mu_i^t \mu_i}{2\sigma^2} + \ln P(c_i) \right)$

- Plug in parameters for each class

$$g_1(\mathbf{x}) = \frac{[1 \ 2]}{3} \mathbf{x} + \left(-\frac{5}{6} - 1.38 \right) \quad g_2(\mathbf{x}) = \frac{[4 \ 6]}{3} \mathbf{x} + \left(-\frac{52}{6} - 1.38 \right)$$

$$g_3(\mathbf{x}) = \frac{[-2 \ 4]}{3} \mathbf{x} + \left(-\frac{20}{6} - 0.69 \right)$$

Case $\Sigma_i = \sigma^2 I$: Example

- Need to find out when $\mathbf{g}_i(\mathbf{x}) < \mathbf{g}_j(\mathbf{x})$ for $i,j=1,2,3$
- Can be done by solving $\mathbf{g}_i(\mathbf{x}) = \mathbf{g}_j(\mathbf{x})$ for $i,j=1,2,3$
- Let's take $\mathbf{g}_1(\mathbf{x}) = \mathbf{g}_2(\mathbf{x})$ first

$$\frac{\begin{bmatrix} 1 & 2 \end{bmatrix}}{3} \mathbf{x} + \left(-\frac{5}{6} - 1.38\right) = \frac{\begin{bmatrix} 4 & 6 \end{bmatrix}}{3} \mathbf{x} + \left(-\frac{52}{6} - 1.38\right)$$

- Simplifying, $\frac{\begin{bmatrix} -3 & -4 \end{bmatrix}}{3} \begin{bmatrix} x_1 \\ x_2 \end{bmatrix} = -\frac{47}{6}$

$$-x_1 - \frac{4}{3}x_2 = -\frac{47}{6}$$

line equation

Case $\Sigma_i = \sigma^2 I$: Example

- Next solve $\mathbf{g}_2(\mathbf{x}) = \mathbf{g}_3(\mathbf{x})$

$$2\mathbf{x}_1 + \frac{2}{3}\mathbf{x}_2 = 6.02$$

- Almost finally solve $\mathbf{g}_1(\mathbf{x}) = \mathbf{g}_3(\mathbf{x})$

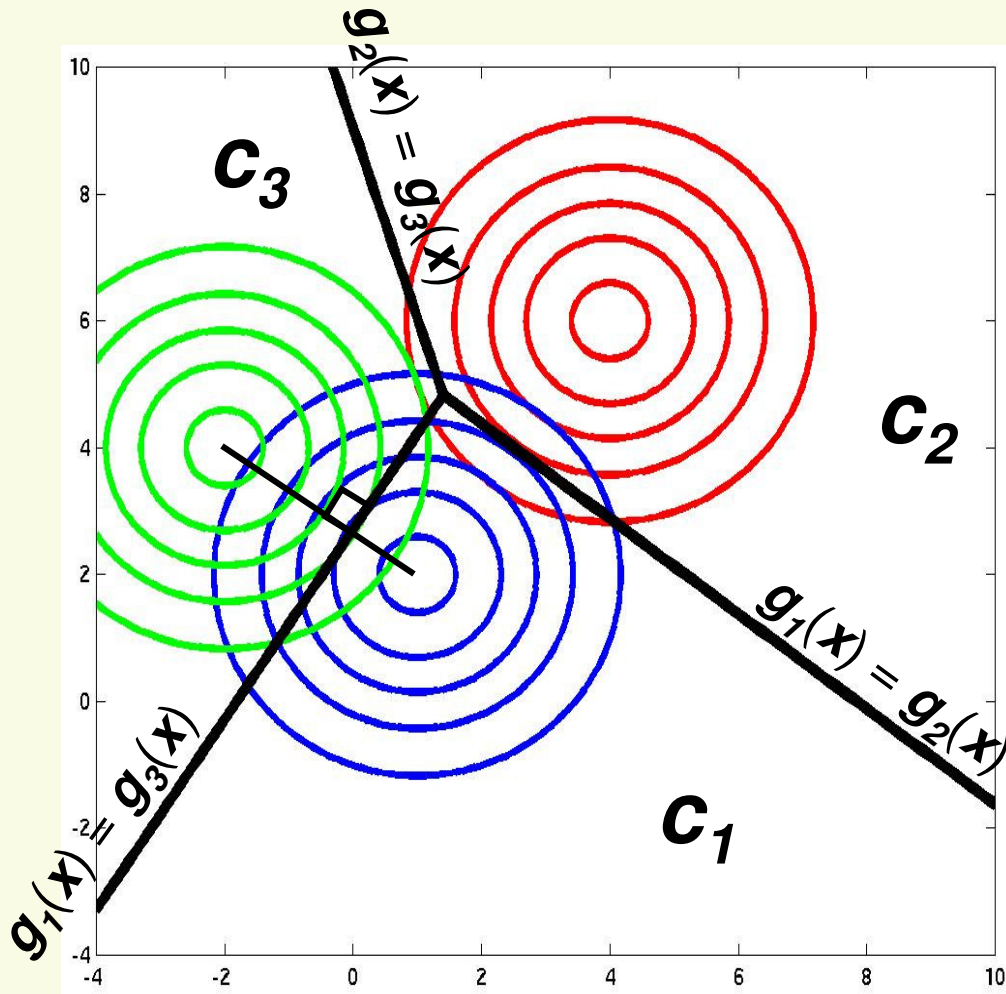
$$\mathbf{x}_1 - \frac{2}{3}\mathbf{x}_2 = -1.81$$

- And finally solve $\mathbf{g}_1(\mathbf{x}) = \mathbf{g}_2(\mathbf{x}) = \mathbf{g}_3(\mathbf{x})$

$$\mathbf{x}_1 = 1.4 \quad \text{and} \quad \mathbf{x}_2 = 4.82$$

Case $\Sigma_i = \sigma^2 I$: Example

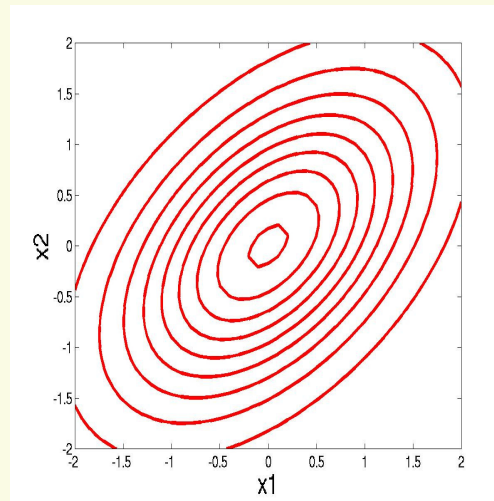
- Priors $P(c_1) = P(c_2) = \frac{1}{4}$ and $P(c_3) = \frac{1}{2}$



lines connecting means are perpendicular to decision boundaries

Case $\Sigma_i = \Sigma$

- Covariance matrices are equal but arbitrary
- In this case, features x_1, x_2, \dots, x_d are not necessarily independent



$$\Sigma = \begin{bmatrix} 1 & 0.5 \\ 0.5 & 1 \end{bmatrix}$$

Case $\Sigma_i = \Sigma$

- Discriminant function

$$g_i(\mathbf{x}) = -\frac{1}{2}(\mathbf{x} - \mu_i)^t \Sigma^{-1}(\mathbf{x} - \mu_i) - \frac{1}{2} \ln |\Sigma_i| + \ln P(c_i)$$

~~$\frac{1}{2} \ln |\Sigma_i|$~~
*constant
for all classes*

- Discriminant function becomes

$$g_i(\mathbf{x}) = -\frac{1}{2}(\mathbf{x} - \mu_i)^t \Sigma^{-1}(\mathbf{x} - \mu_i) + \ln P(c_i)$$

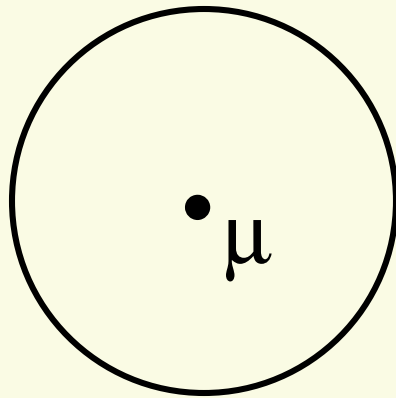
squared Mahalanobis Distance

- Mahalanobis Distance $\|\mathbf{x} - \mathbf{y}\|_{\Sigma^{-1}}^2 = (\mathbf{x} - \mathbf{y})^t \Sigma^{-1}(\mathbf{x} - \mathbf{y})$
- If $\Sigma = I$, Mahalanobis Distance becomes usual Euclidean distance

$$\|\mathbf{x} - \mathbf{y}\|_{I^{-1}}^2 = (\mathbf{x} - \mathbf{y})^t (\mathbf{x} - \mathbf{y})$$

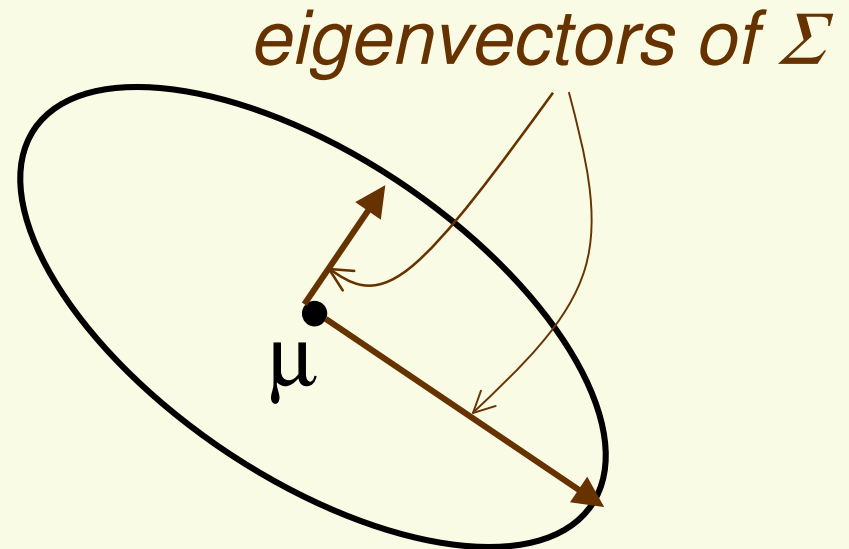
Euclidian vs. Mahalanobis Distances

$$|\mathbf{x} - \mu|^2 = (\mathbf{x} - \mu)^t (\mathbf{x} - \mu)$$



points \mathbf{x} at equal
Euclidian
distance from μ
lie on a circle

$$\|\mathbf{x} - \mu\|_{\Sigma^{-1}}^2 = (\mathbf{x} - \mu)^t \Sigma^{-1} (\mathbf{x} - \mu)$$

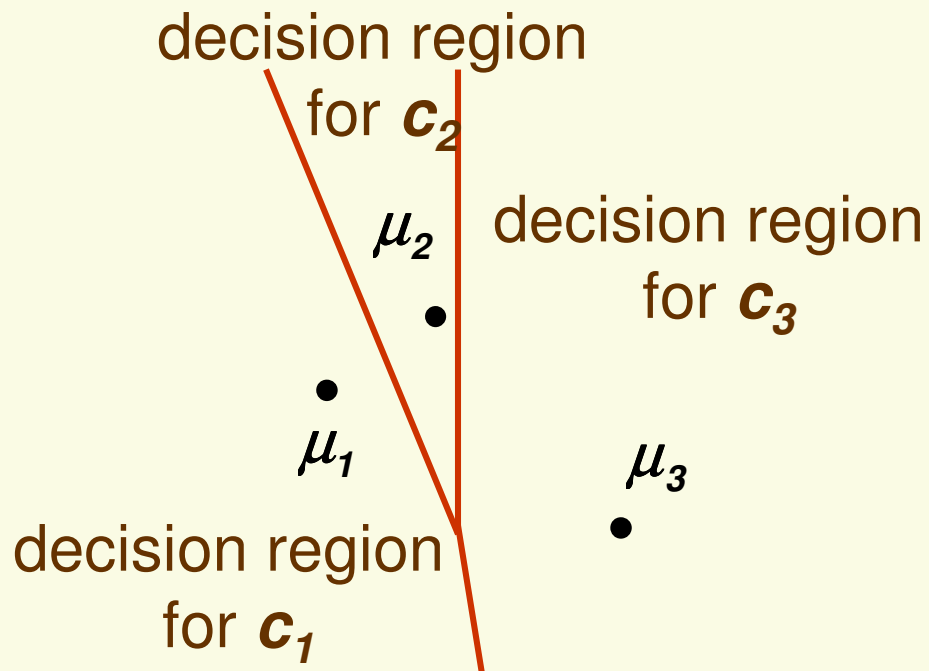


points \mathbf{x} at equal
Mahalanobis distance from
 μ lie on an ellipse:
 Σ stretches circles to ellipses

Case $\Sigma_i = \Sigma$ Geometric Interpretation

If $\ln P(c_i) = \ln P(c_j)$, then

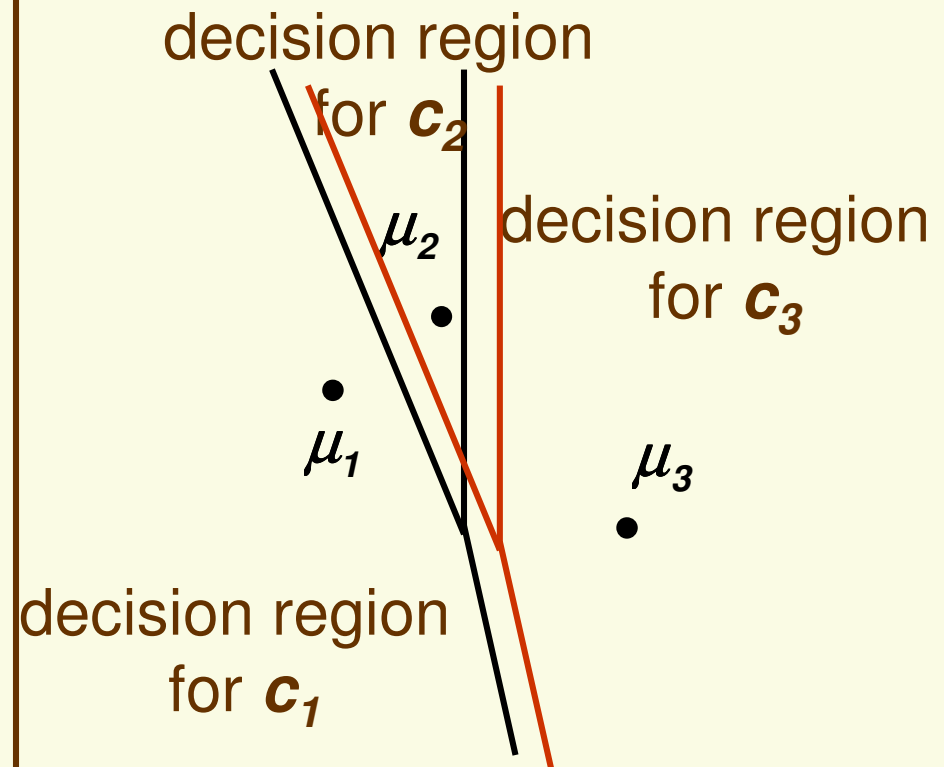
$$g_i(\mathbf{x}) = -\|\mathbf{x} - \mu_i\|_{\Sigma^{-1}}$$



points in each cell are closer to the mean in that cell than to any other mean under Mahalanobis distance

If $\ln P(c_i) \neq \ln P(c_j)$, then

$$g_i(\mathbf{x}) = -\frac{1}{2}\|\mathbf{x} - \mu_i\|_{\Sigma^{-1}} + \ln P(c_i)$$



Case $\Sigma_i = \Sigma$

- Can simplify discriminant function:

$$\begin{aligned}g_i(\mathbf{x}) &= -\frac{1}{2}(\mathbf{x} - \mu_i)^t \Sigma^{-1}(\mathbf{x} - \mu_i) + \ln P(\mathbf{c}_i) = \\&= -\frac{1}{2}(\mathbf{x}^t \Sigma^{-1} \mathbf{x} - \mu_i^t \Sigma^{-1} \mathbf{x} - \mathbf{x}^t \Sigma^{-1} \mu_i + \mu_i^t \Sigma^{-1} \mu_i) + \ln P(\mathbf{c}_i) = \\&= -\frac{1}{2}(\cancel{\mathbf{x}^t \Sigma^{-1} \mathbf{x}} - 2\mu_i^t \Sigma^{-1} \mathbf{x} + \mu_i^t \Sigma^{-1} \mu_i) + \ln P(\mathbf{c}_i) = \\&\quad \text{constant for all classes} \\&= -\frac{1}{2}(-2\mu_i^t \Sigma^{-1} \mathbf{x} + \mu_i^t \Sigma^{-1} \mu_i) + \ln P(\mathbf{c}_i) \\&= \mu_i^t \Sigma^{-1} \mathbf{x} + \left(\ln P(\mathbf{c}_i) - \frac{1}{2} \mu_i^t \Sigma^{-1} \mu_i \right) = \mathbf{w}_i^t \mathbf{x} + w_{i0}\end{aligned}$$

- Thus in this case discriminant is also linear

Case $\Sigma_i = \Sigma$: Example

- 3 classes, each 2-dimensional Gaussian with

$$\mu_1 = \begin{bmatrix} 1 \\ 2 \end{bmatrix} \quad \mu_2 = \begin{bmatrix} -1 \\ 5 \end{bmatrix} \quad \mu_3 = \begin{bmatrix} -2 \\ 4 \end{bmatrix} \quad \Sigma_1 = \Sigma_2 = \Sigma_3 = \begin{bmatrix} 1 & -1.5 \\ -1.5 & 4 \end{bmatrix}$$

$$P(c_1) = P(c_2) = \frac{1}{4} \quad P(c_3) = \frac{1}{2}$$

- Again can be done by solving $g_i(\mathbf{x}) = g_j(\mathbf{x})$ for $i, j=1, 2, 3$

Case $\Sigma_j = \Sigma$: Example

- Let's solve in general first

$$g_j(\mathbf{x}) = g_i(\mathbf{x})$$

$$\mu_j^t \Sigma^{-1} \mathbf{x} + \left(\ln P(\mathbf{c}_j) - \frac{1}{2} \mu_j^t \Sigma^{-1} \mu_j \right) = \mu_i^t \Sigma^{-1} \mathbf{x} + \left(\ln P(\mathbf{c}_i) - \frac{1}{2} \mu_i^t \Sigma^{-1} \mu_i \right)$$

- Let's regroup the terms

$$(\mu_j^t \Sigma^{-1} - \mu_i^t \Sigma^{-1}) \mathbf{x} = - \left(\ln P(\mathbf{c}_j) - \frac{1}{2} \mu_j^t \Sigma^{-1} \mu_j \right) + \left(\ln P(\mathbf{c}_i) - \frac{1}{2} \mu_i^t \Sigma^{-1} \mu_i \right)$$

- We get the line where $g_j(\mathbf{x}) = g_i(\mathbf{x})$

$$(\mu_j^t - \mu_i^t) \Sigma^{-1} \mathbf{x} = \left(\ln \frac{P(\mathbf{c}_i)}{P(\mathbf{c}_j)} + \frac{1}{2} \mu_j^t \Sigma^{-1} \mu_j - \frac{1}{2} \mu_i^t \Sigma^{-1} \mu_i \right)$$

row vector

scalar

Case $\Sigma_j = \Sigma$: Example

$$(\mu_j^t - \mu_i^t)\Sigma^{-1}\mathbf{x} = \left(\ln \frac{P(\mathbf{c}_i)}{P(\mathbf{c}_j)} + \frac{1}{2}\mu_j^t\Sigma^{-1}\mu_j - \frac{1}{2}\mu_i^t\Sigma^{-1}\mu_i \right)$$

- Now substitute for $i,j=1,2$

$$[-2 \quad 0]\mathbf{x} = 0$$

$$x_1 = 0$$

- Now substitute for $i,j=2,3$

$$[-3.14 \quad -1.4]\mathbf{x} = -2.41$$

$$3.14x_1 + 1.4x_2 = 2.41$$

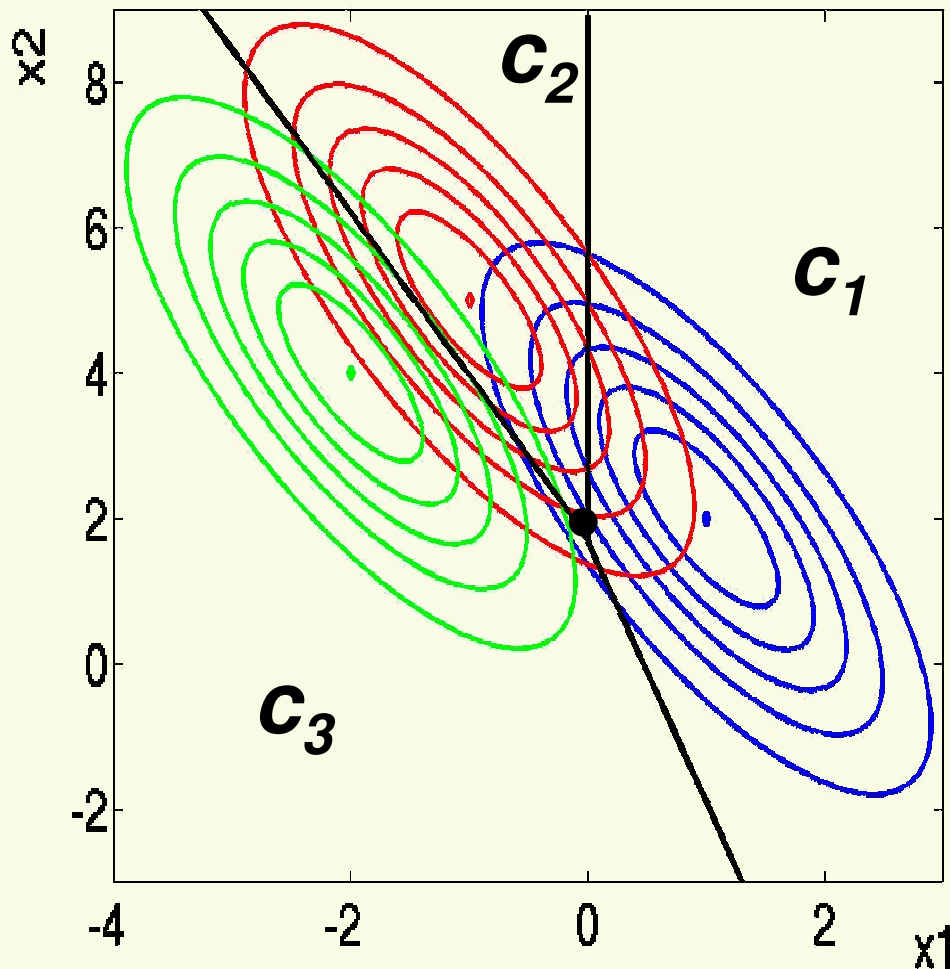
- Now substitute for $i,j=1,3$

$$[-5.14 \quad -1.43]\mathbf{x} = -2.41$$

$$5.14x_1 + 1.43x_2 = 2.41$$

Case $\Sigma_i = \Sigma$: Example

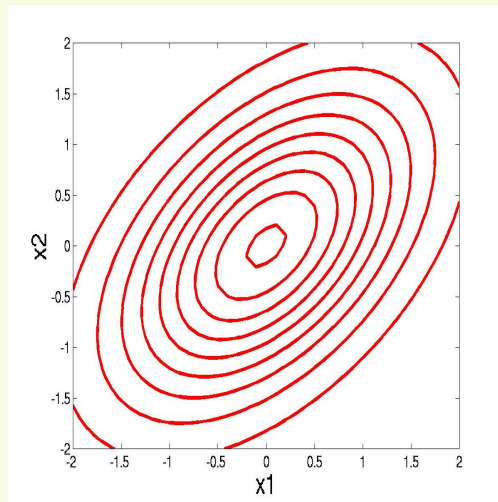
- Priors $P(c_1) = P(c_2) = \frac{1}{4}$ and $P(c_3) = \frac{1}{2}$



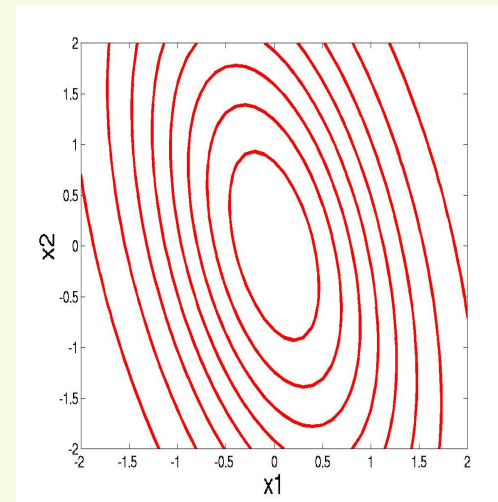
*lines connecting means are **not** in general perpendicular to decision boundaries*

General Case Σ_i are arbitrary

- Covariance matrices for each class are arbitrary
- In this case, features x_1, x_2, \dots, x_d are not necessarily independent



$$\Sigma_i = \begin{bmatrix} 1 & 0.5 \\ 0.5 & 1 \end{bmatrix}$$



$$\Sigma_j = \begin{bmatrix} 1 & -0.9 \\ -0.9 & 4 \end{bmatrix}$$

General Case Σ_i are arbitrary

- From previous discussion,

$$g_i(\mathbf{x}) = -\frac{1}{2}(\mathbf{x} - \mu_i)^t \Sigma_i^{-1} (\mathbf{x} - \mu_i) - \frac{1}{2} \ln |\Sigma_i| + \ln P(\mathbf{c}_i)$$

- This can't be simplified, but we can rearrange it:

$$g_i(\mathbf{x}) = -\frac{1}{2}(\mathbf{x}^t \Sigma_i^{-1} \mathbf{x} - 2\mu_i^t \Sigma_i^{-1} \mathbf{x} + \mu_i^t \Sigma_i^{-1} \mu_i) - \frac{1}{2} \ln |\Sigma_i| + \ln P(\mathbf{c}_i)$$

$$g_i(\mathbf{x}) = \mathbf{x}^t \left(-\frac{1}{2} \Sigma_i^{-1} \right) \mathbf{x} + \mu_i^t \Sigma_i^{-1} \mathbf{x} + \left(-\frac{1}{2} \mu_i^t \Sigma_i^{-1} \mu_i - \frac{1}{2} \ln |\Sigma_i| + \ln P(\mathbf{c}_i) \right)$$

$$g_i(\mathbf{x}) = \mathbf{x}^t \mathbf{W} \mathbf{x} + \mathbf{w}^t \mathbf{x} + w_{i0}$$

General Case Σ_i are arbitrary

$$g_i(\mathbf{x}) = \mathbf{x}^t \mathbf{W} \mathbf{x} + \mathbf{w}^t \mathbf{x} + w_{i0}$$

linear in x

constant in x

quadratic in x since

$$\mathbf{x}^t \mathbf{W} \mathbf{x} = \sum_{j=1}^d \sum_{i=1}^d w_{ij} x_i x_j = \sum_{i,j=1}^d w_{ij} x_i x_j$$

- Thus the discriminant function is quadratic
- Therefore the decision boundaries are quadratic (ellipses and paraboloids)

General Case Σ_i are arbitrary: Example

- 3 classes, each 2-dimensional Gaussian with

$$\mu_1 = \begin{bmatrix} -1 \\ 3 \end{bmatrix} \quad \mu_2 = \begin{bmatrix} 0 \\ 6 \end{bmatrix} \quad \mu_3 = \begin{bmatrix} -2 \\ 4 \end{bmatrix}$$

$$\Sigma_1 = \begin{bmatrix} 1 & -0.5 \\ -0.5 & 2 \end{bmatrix} \quad \Sigma_2 = \begin{bmatrix} 2 & -2 \\ -2 & 7 \end{bmatrix} \quad \Sigma_3 = \begin{bmatrix} 1 & 1.5 \\ 1.5 & 3 \end{bmatrix}$$

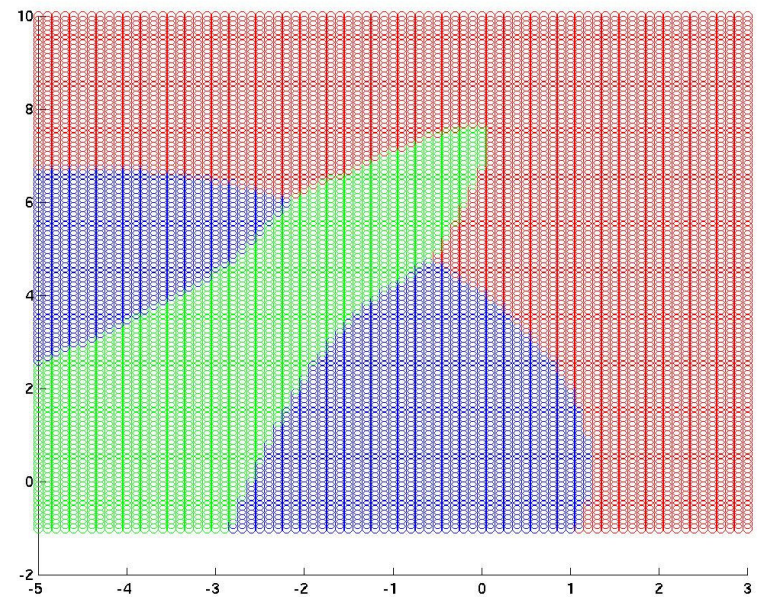
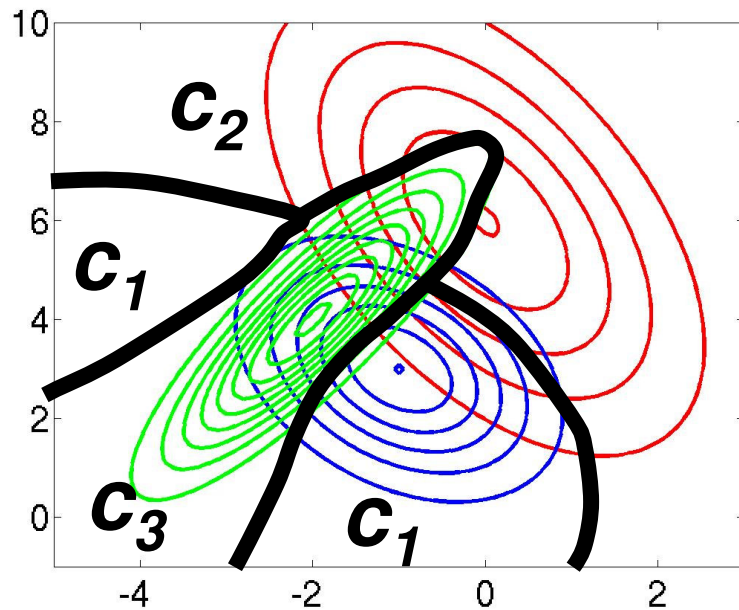
- Priors: $P(c_1) = P(c_2) = \frac{1}{4}$ and $P(c_3) = \frac{1}{2}$
- Again can be done by solving $g_i(\mathbf{x}) = g_j(\mathbf{x})$ for $i, j = 1, 2, 3$
$$g_i(\mathbf{x}) = \mathbf{x}^t \left(-\frac{1}{2} \Sigma_i^{-1} \right) \mathbf{x} + \mu_i^t \Sigma_i^{-1} \mathbf{x} + \left(-\frac{1}{2} \mu_i^t \Sigma_i^{-1} \mu_i - \frac{1}{2} \ln |\Sigma_i| + \ln P(c_i) \right)$$
- Need to solve a bunch of quadratic inequalities of 2 variables

General Case Σ_i are arbitrary: Example

$$\mu_1 = \begin{bmatrix} -1 \\ 3 \end{bmatrix} \quad \mu_2 = \begin{bmatrix} 0 \\ 6 \end{bmatrix} \quad \mu_3 = \begin{bmatrix} -2 \\ 4 \end{bmatrix}$$

$$P(c_1) = P(c_2) = \frac{1}{4} \quad P(c_3) = \frac{1}{2}$$

$$\Sigma_1 = \begin{bmatrix} 1 & -0.5 \\ -0.5 & 2 \end{bmatrix} \quad \Sigma_2 = \begin{bmatrix} 2 & -2 \\ -2 & 7 \end{bmatrix} \quad \Sigma_3 = \begin{bmatrix} 1 & 1.5 \\ 1.5 & 3 \end{bmatrix}$$



Important Points

- The Bayes classifier when classes are normally distributed is in general quadratic
 - If covariance matrices are equal and proportional to identity matrix, the Bayes classifier is linear
 - If, in addition the priors on classes are equal, the Bayes classifier is the minimum Euclidean distance classifier
 - If covariance matrices are equal, the Bayes classifier is linear
 - If, in addition the priors on classes are equal, the Bayes classifier is the minimum Mahalanobis distance classifier
- Popular classifiers (Euclidean and Mahalanobis distance) are optimal only if distribution of data is appropriate (normal)